



# 2024 ANNUAL REPORT





**Joey Wat**  
Chief Executive Officer

Dear Stockholders,

2024 was another record-breaking year for Yum China. Amid a challenging external environment, we delivered excellent results, reflecting the strength and resilience of our business. The hard work and unwavering dedication of our people made these achievements possible.

**Record 2024 results featured both strong top- and bottom-line growth, along with substantial capital returns to stockholders.**



On the top line, we opened a record 1,751 net new stores, driving system sales and revenue to new heights, both growing at 5% year-over-year<sup>1</sup>. We have chalked up eight consecutive quarters of same-store transaction growth, while our same-store sales index improved sequentially since the second quarter of 2024.

<sup>1</sup> System sales and Revenue growth exclude the impact of F/X.

<sup>2</sup> Please see page 81 of our Annual Report on Form 10-K for a reconciliation from GAAP Operating profit to Core operating profit.



On the bottom line, we protected our margins by generating value at scale. Core operating profit surged to \$1.2 billion, a 12% increase year-over-year<sup>2</sup>. In 2024, we returned approximately \$1.5 billion in capital to our stockholders, a historic high, representing approximately 9% of Yum China’s market capitalization at the year end. We are on track to return \$4.5 billion to stockholders from 2024 to 2026, fully committed to providing attractive returns to our stockholders.

Our core brands, KFC and Pizza Hut, tapped into underserved markets and grew incremental traffic, sales, and profit in 2024. This was achieved through constant product innovation, expanding into different food categories, different price ranges, and different strategic locations and geographies.

At KFC, we introduced exciting new takes on classics like the Original Recipe Chicken Burger and Gigantic Egg Tart. At Pizza Hut, our revamped menu featured lower prices on some of our iconic products, and introduced new or upgraded offerings like Pizza Dough Burgers and Golden Salty Egg Chicken Pizza. During the year, both brands rolled out breakthrough models, KFC’s KCOFFEE Cafe and Pizza Hut’s WOW, both helped drive sales and transaction growth. The number of KCOFFEE Cafes and Pizza Hut WOW stores surpassed 700 and 200 respectively by year-end.

We continue to see fantastic long-term growth opportunities in China. Relatively low housing and living costs in lower-tier cities leave ample potential for consumer spending. To spearhead our expansion into smaller cities and towns, we created another new flexible store model – the KFC small town mini. This model requires just a half million RMB investment, roughly one-third that of a normal store. Our flexible store models allow us to penetrate effectively across city tiers and locations. In 2024, our payback period for new stores held steady at two years for KFC and improved to two to three years at Pizza Hut.

We have also identified opportunities in strategic locations like highway service centers, college campuses, hospitals, gas stations and other tourist areas. KFC's store at Tongji University is a notable example, gaining lots of traction on campus.

We are leveraging partnerships with franchisees with local resources to unlock opportunities in these strategic locations and lower-tier cities that were previously beyond our reach. We view franchising as complementary to our equity business, a strategic tool to drive incremental growth and buttress our market position. We are accelerating franchise store opening, anticipating our franchise mix to gradually increase to 40-50% of KFC's and 20-30% of Pizza Hut's net new stores over the next few years.

Our other brands also made progress. Lavazza continued to grow through its dual growth engines of coffee shops and retail business. Store economics have meaningfully improved due to better operational efficiency and reduced new store capex. Its retail business saw sales grow over 30% and became profitable in 2024. We have also made good progress in building appreciation for Lavazza's coffee expertise and enriching food choices. For Little Sheep and Huang Ji Huang, our focus has been on improving their menus, refining store models, and strengthening their supply chain. For Taco Bell, in 2024, we pruned our store portfolio to focus on our key markets, Beijing and Shanghai, leading to improved operating results.

We carried out two major initiatives in 2024 – Project Fresh Eye and Project Red Eye. Both contributed to our 2024 bottom-line growth, and, just as importantly, they also brought further enhancements to our long-term operational efficiency and resilience. Project Fresh Eye assessed our operations through the lens of our Restaurant General Managers to identify measures that help them manage routine tasks more efficiently, so that they can focus more on customer service. Project Red Eye looked at our operations from our customers' perspective, aiming to improve cost of sales through spending better and buying better across our organization. Pursuing these multifaceted improvements while maintaining rapid growth was challenging, but they served us well, as we were able to invest much of the cost savings in providing enhanced value to our customers.

### **Winning behind the Scenes with Supply Chain and AI-powered Digital Capabilities**

The China market, while complex and dynamic, continues to be ripe with opportunity and white space. To succeed, companies will need both the operational efficiency to ride out volatility and a deep understanding of consumer needs to drive continuous innovation. Some might view these two as trade-offs: to achieve one, you must compromise the other. But we are determined to deliver both, and this dual focus will continue in 2025 and beyond.

We believe we are able to simultaneously deliver operational efficiency and innovation mainly because of the hard-to-replicate competitive advantages we have built up over the past 37 years, while staying true to our core value of "People First."

Our brands are household names that customers know, trust, and have deep personal attachment to. We have amassed over 525 million members through our proprietary, home-grown super apps and other touchpoints such as mini programs, generating incredibly valuable consumer insights that allow us to better understand and cater to customers' needs.

Our long-term investments in key capabilities like supply chain and digital continue to pay off. Our industry-leading supply chain links us to over 800 suppliers and employs a logistics network with capacity to cover over 3,000 cities. These capabilities not only enable our rapid store expansion, but also play a crucial role in product innovation and cost optimization.

As one of the first restaurant companies in China to adopt digital payments back in 2015, we have consistently been a pioneer in successful adoption of digital solutions across our business. Since 2018, we began designing and experimenting with sophisticated digital and AI-enabled tools. In recent years, we have been continuously implementing our end-to-end digitalization initiatives, leveraging AI to connect our operations from customer-facing functions to back-end supporting functions. This helped us significantly improve operating efficiency and consistency. In 2023, we started to explore the application of Generative AI into our systems. We believe this will enable us to further enhance data and knowledge integration across our business, empowering our employees with more intelligent tools to run our restaurants more efficiently and effectively.

### **Catering to the Consumers of Tomorrow**

Consumer insights are key to our ability to continually learn and connect with our customers. Recently, we have observed that emerging generations of consumers are placing greater emphasis on emotional value, both in physical and virtual worlds. To win over these consumers, we need to create products that resonate with them emotionally. For example, we created a new product "Original Recipe Chicken Burger" which combines Original Recipe Chicken with mashed potatoes in a bun. This is reminiscent of how a lot of customers in China used to enjoy Original Recipe Chicken when they were young – dipping it in mashed potatoes. This product went viral. As one customer told me, "It's a childhood dream come true!" Meanwhile, at Pizza Hut, we introduced limited-time offerings during Chinese New Year like the Fortune Cat Crust Pizza. Here, a combination of great taste and auspicious overtones made these

products big hits with our customers. At the same time, we actively seek to form emotional connections with our customers through our marketing. For example, KFC recently leveraged endorsements from Olympic ping-pong champion Sun Yingsha, who is adored by the Chinese public.

### **A Final Word of Gratitude**

I want to express my deepest gratitude to our employees for their outstanding efforts, and we are grateful to our customers for their love of our products and brands. We also want to thank our stockholders who have stood by us along our journey. As we look ahead to 2025 and beyond, we expect our dual focus on operational efficiency and innovation will continue to be crucial to our success. Meanwhile, we remain committed to investing in our long-term capabilities which form the backbone of our competitive advantage. No matter how the world changes, we will focus on the fundamental elements we can control, which are “Good food, Good Fun, External Beauty and Internal Beauty”. These are the secrets to our long-lasting success, and we believe Yum China is well positioned to capture significant growth potential and deliver sustainable value for our stockholders.

With sincere appreciation,

Joey Wat  
Chief Executive Officer  
Yum China Holdings, Inc.

“\$” refers to U.S. Dollar.

This letter contains “forward-looking statements”. We intend all forward-looking statements to be covered by the safe harbor provisions of the Private Securities Litigation Reform Act of 1995. Refer to page 1 of our Annual Report on Form 10-K for additional information.

UNITED STATES  
SECURITIES AND EXCHANGE COMMISSION

Washington, D. C. 20549

FORM 10-K

ANNUAL REPORT PURSUANT TO SECTION 13 OR 15(d) OF THE SECURITIES  
EXCHANGE ACT OF 1934 for the fiscal year ended December 31, 2024

OR

TRANSITION REPORT PURSUANT TO SECTION 13 OR 15(d) OF THE SECURITIES  
EXCHANGE ACT OF 1934



YumChina

For the transition period from \_\_\_\_\_ to \_\_\_\_\_

Commission file number 001-37762

Yum China Holdings, Inc.

(Exact Name of Registrant as Specified in Its Charter)

Delaware

(State or Other Jurisdiction of  
Incorporation or Organization)

101 East Park Boulevard, Suite 805  
Plano, Texas 75074  
United States of America

81-2421743

(I.R.S. Employer  
Identification No.)

Yum China Building  
20 Tian Yao Qiao Road  
Shanghai 200030

People's Republic of China

(Address, including Zip Code, of Principal Executive Offices)

Registrant's telephone number, including area code: (469) 980-2898

Securities registered pursuant to Section 12(b) of the Act:

Title of Each Class	Trading Symbol(s)	Name of Each Exchange on Which Registered
Common Stock, Par Value \$0.01 Per Share	YUMC 9987	New York Stock Exchange The Stock Exchange of Hong Kong Limited

Securities registered pursuant to Section 12(g) of the Act:

None

Indicate by check mark if the registrant is a well-known seasoned issuer, as defined in Rule 405 of the Securities Act. Yes  No

Indicate by check mark if the registrant is not required to file reports pursuant to Section 13 or Section 15(d) of the Act. Yes  No

Indicate by check mark whether the registrant (1) has filed all reports required to be filed by Section 13 or 15(d) of the Securities Exchange Act of 1934 during the preceding 12 months (or for such shorter period that the registrant was required to file such reports), and (2) has been subject to such filing requirements for the past 90 days. Yes  No

Indicate by check mark whether the registrant has submitted electronically every Interactive Data File required to be submitted pursuant to Rule 405 of Regulation S-T during the preceding 12 months (or for such shorter period that the registrant was required to submit such files). Yes  No

Indicate by check mark whether the registrant is a large accelerated filer, an accelerated filer, a non-accelerated filer, a smaller reporting company, or an emerging growth company. See the definitions of "large accelerated filer," "accelerated filer," "smaller reporting company," and "emerging growth company" in Rule 12b-2 of the Exchange Act.

Large accelerated filer:   
Non-accelerated filer:

Accelerated filer:   
Smaller reporting company:   
Emerging growth company:

If an emerging growth company, indicate by check mark if the registrant has elected not to use the extended transition period for complying with any new or revised financial accounting standards provided pursuant to Section 13(a) of the Exchange Act.

Indicate by check mark whether the registrant has filed a report on and attestation to its management's assessment of the effectiveness of its internal control over financial reporting under Section 404(b) of the Sarbanes-Oxley Act (15 U.S.C. 7262(b)) by the registered public accounting firm that prepared or issued its audit report.

If securities are registered pursuant to Section 12(b) of the Act, indicate by check mark whether the financial statements of the registrant included in the filing reflect the correction of an error to previously issued financial statements.

Indicate by check mark whether any of those error corrections are restatements that required a recovery analysis of incentive-based compensation received by any of the registrant's executive officers during the relevant recovery period pursuant to §240.10D-1(b).

Indicate by check mark whether the registrant is a shell company (as defined in Rule 12b-2 of the Act). Yes  No

The aggregate market value of the voting stock (which consists solely of shares of common stock) held by non-affiliates of the registrant as of June 30, 2024, the last business day of the registrant's most recently completed second fiscal quarter, was approximately \$11.9 billion. Solely for purposes of this disclosure, shares of common stock held by executive officers and directors of the registrant as of such date have been excluded because such persons may be deemed to be affiliates. The number of shares of the registrant's common stock outstanding as of February 21, 2025 was 376,124,668 shares.

DOCUMENTS INCORPORATED BY REFERENCE

Portions of the definitive proxy statement for the registrant's 2025 annual meeting of stockholders (the "2025 Proxy Statement"), to be filed not later than 120 days after the end of the registrant's fiscal year, are incorporated by reference into Part III of this Form 10-K.

# TABLE OF CONTENTS

## PART I

<b>Item 1.</b>	Business .....	2
	Information about our Executive Officers .....	23
<b>Item 1A.</b>	Risk Factors .....	26
<b>Item 1B.</b>	Unresolved Staff Comments .....	68
<b>Item 1C.</b>	Cybersecurity .....	68
<b>Item 2.</b>	Properties .....	69
<b>Item 3.</b>	Legal Proceedings .....	70
<b>Item 4.</b>	Mine Safety Disclosures .....	70

## PART II

<b>Item 5.</b>	Market for Registrant’s Common Equity, Related Stockholder Matters and Issuer Purchases of Equity Securities .....	71
<b>Item 6.</b>	[RESERVED] .....	73
<b>Item 7.</b>	Management’s Discussion and Analysis of Financial Condition and Results of Operations .....	74
<b>Item 7A.</b>	Quantitative and Qualitative Disclosures About Market Risk .....	97
<b>Item 8.</b>	Financial Statements and Supplementary Data .....	98
<b>Item 9.</b>	Changes in and Disagreements With Accountants on Accounting and Financial Disclosure .....	147
<b>Item 9A.</b>	Controls and Procedures .....	147
<b>Item 9B.</b>	Other Information .....	147
<b>Item 9C.</b>	Disclosure Regarding Foreign Jurisdictions that Prevent Inspections .....	148

## PART III

<b>Item 10.</b>	Directors, Executive Officers and Corporate Governance .....	149
<b>Item 11.</b>	Executive Compensation .....	149
<b>Item 12.</b>	Security Ownership of Certain Beneficial Owners and Management and Related Stockholder Matters .....	149
<b>Item 13.</b>	Certain Relationships and Related Transactions, and Director Independence .....	149
<b>Item 14.</b>	Principal Accountant Fees and Services .....	150

## PART IV

<b>Item 15.</b>	Exhibits and Financial Statement Schedules .....	151
<b>Item 16.</b>	Form 10-K Summary .....	155

<b>Signatures</b>		<b>156</b>
-------------------	--	------------

## FORWARD-LOOKING STATEMENTS

This annual report on Form 10-K (this “Form 10-K”) includes “forward-looking statements” within the meaning of Section 27A of the Securities Act of 1933, as amended, and Section 21E of the Securities Exchange Act of 1934, as amended (the “Exchange Act”). We intend all forward-looking statements to be covered by the safe harbor provisions of the Private Securities Litigation Reform Act of 1995.

Forward-looking statements can be identified by the fact that they do not relate strictly to historical or current facts. These statements often include words such as “may,” “will,” “estimate,” “intend,” “seek,” “expect,” “project,” “anticipate,” “believe,” “plan,” “could,” “target,” “predict,” “likely,” “should,” “forecast,” “outlook,” “model,” “continue,” “ongoing” or other similar terminology. Forward-looking statements are based on our current expectations, estimates, assumptions or projections concerning future results or events, including, without limitation, statements regarding our strategies to expand our restaurant network and restaurant portfolio, our strategies to improve store performance and develop new sources of revenue, plans relating to our share repurchase activity, declaration of dividends, and plans for returning capital to our stockholders, plans to invest in technology and high-quality assets, plans to enhance digital and delivery capabilities, franchise development, logistics and supply chain management, our sustainability goals and anticipated effects of population and macroeconomic trends. Our plan of capital returns to shareholders is based on current expectations, which may change based on market conditions, capital needs or otherwise. Forward-looking statements are neither predictions nor guarantees of future events, circumstances or performance and are inherently subject to known and unknown risks, uncertainties and assumptions that could cause our actual results and events to differ materially from those indicated by those forward-looking statements. We cannot assure you that any of our expectations, estimates, assumptions or projections will be achieved. Factors that could cause actual results and events to differ materially from our expectations, estimates, assumptions or projections include (i) the risks and uncertainties described in the Risk Factors included in Part I, Item 1A of this Form 10-K and (ii) the factors described in Management’s Discussion and Analysis of Financial Condition and Results of Operations included in Part II, Item 7 of this Form 10-K. You should not place undue reliance on forward-looking statements, which speak only as of the date hereof. We disclaim any obligation to publicly update any forward-looking statement to reflect subsequent events or circumstances, except as required by law.

## PART I

## Item 1. Business.

References to “Yum China” mean Yum China Holdings, Inc. and references to the “Company,” “we,” “us,” and “our” mean Yum China and its subsidiaries.

“U.S. dollars,” “\$” or “US\$” refers to the legal currency of the United States, and “RMB” or “Renminbi” refers to the legal currency of the People’s Republic of China (the “PRC” or “China”).

The KFC, Pizza Hut, Lavazza, Huang Ji Huang, Little Sheep and Taco Bell brands are collectively referred to as the “brands” or “concepts.” Throughout this Form 10-K, the terms “brands” and “concepts” are used interchangeably and “restaurants,” “stores” and “units” are used interchangeably.

### General

Yum China is the largest restaurant company in China in terms of 2024 system sales. We had \$11.3 billion of revenues in 2024 and 16,395 restaurants as of December 31, 2024. Our growing restaurant network consists of our flagship KFC and Pizza Hut brands, as well as emerging brands such as Lavazza, Huang Ji Huang, Little Sheep and Taco Bell.

We have the exclusive right to operate and sublicense the KFC, Pizza Hut and, subject to achieving certain agreed-upon milestones, Taco Bell brands in China, excluding Hong Kong, Macau and Taiwan. We own the intellectual property of the Little Sheep and Huang Ji Huang concepts outright. KFC was the first major global restaurant brand to enter China in 1987. With more than 35 years of operations, we have developed extensive operating experience in the China market. We have since grown to become the largest restaurant company in China in terms of 2024 sys-

tem sales, with 16,395 restaurants covering over 2,200 cities primarily in China as of December 31, 2024. We believe that there are significant opportunities to further expand within China, and we intend to focus our efforts on increasing our geographic footprint in both existing and new cities.

As of December 31, 2024, we owned and operated approximately 85% of our restaurants. Franchisees contribute to our revenue through the payment of upfront franchise fees and on-going royalties based on a percentage of sales, and payments for other transactions with us, such as purchases of food and paper products, advertising services, delivery services and other services.

### Restaurant Concepts

#### KFC

KFC is the leading and the largest quick-service restaurant (“QSR”) brand in China in terms of 2024 system sales. Founded in Corbin, Kentucky by Colonel Harland D. Sanders in 1939, KFC opened its first restaurant in Beijing, China in 1987. As of December 31, 2024, there were 11,648 KFC restaurants in over 2,200 cities across China. In addition to Original Recipe® chicken, whole chicken and other chicken products, KFC in China has an extensive menu featuring beef burgers, pork, seafood, rice dishes, congees, fresh vegetables, desserts, coffee, tea and many other products. KFC also seeks to increase revenue from different channels, including dine-in, delivery and takeaway. KFC primarily competes with western QSR brands in China, such as McDonald’s, Dicos and Burger King, among which we believe KFC had an approximate two-to-one lead over its nearest competitor in terms of store count as of the end of 2024.

## Pizza Hut

Pizza Hut is the leading and the largest casual dining restaurant (“CDR”) brand in China in terms of 2024 system sales and number of restaurants as of December 31, 2024, offering multiple dayparts, including breakfast, lunch, afternoon tea and dinner. Since opening its first China restaurant unit in Beijing in 1990, Pizza Hut has grown rapidly and, as of year-end 2024, there were 3,724 Pizza Hut restaurants in over 800 cities across China. Pizza Hut has an extensive menu offering a broad variety of pizzas, pasta, steaks, rice dishes, burgers and other entrees, appetizers, beverages and desserts. Pizza Hut also aims to further drive growth from different channels and occasions, including dine in, delivery and takeaway. Pizza Hut also offers packaged foods, such as steak and pasta. Such new retail products are designed to capture at-home consumption demand. Measured by number of restaurants, we believe Pizza Hut has an approximate four-to-one lead over its nearest western CDR competitor in China as of the end of 2024.

## Other Concepts

In addition to KFC and Pizza Hut, our restaurant brand portfolio also includes Lavazza, Huang Ji Huang, Little Sheep and Taco Bell.

**Lavazza.** In April 2020, we partnered with Luigi Lavazza S.p.A. (“Lavazza Group”), the world-renowned family-owned Italian coffee company, and established a joint venture (“Lavazza joint venture”), to explore and develop the Lavazza coffee concept in China. Lavazza joint venture operates both the coffee shop business and the retail business. Lavazza coffee shops offer a premium and authentic Italian coffee experience. As of December 31, 2024, there were 112 Lavazza coffee shops in China. The retail business involves selling retail coffee products beyond Lavazza coffee shops.

**Huang Ji Huang.** In April 2020, we completed the acquisition of a controlling interest in Huang Ji Huang. Founded in 2004, Huang Ji Huang had 686 units in China and internationally as of December 31, 2024. Huang Ji Huang primarily operates a franchise model and is an industry-leading simmer pot brand.

**Little Sheep.** Little Sheep, with its roots in Inner Mongolia, China, specializes in “Hot Pot” cooking, which is very popular in China, particularly during the winter months. Little Sheep had 183 units in both China and international markets as of December 31, 2024. Little Sheep primarily operates a franchise model.

**Taco Bell.** Taco Bell is the world’s leading western QSR brand specializing in Mexican-style food, including tacos, burritos, quesadillas, salads, nachos and similar items. We opened our first Taco Bell restaurant in Shanghai, China, in December 2016. As of December 31, 2024, there were 42 Taco Bell units in China.

## Our Strategies

We have been implementing our “RGM” strategy, which stands for “Resilience, Growth and Moat,” since 2021, and have been transitioning our “RGM” strategy to place greater emphasis on growth. It centers on expanding our store footprint, increasing sales and boosting profits. We are accelerating our store network expansion to reach our next milestone of 20,000 stores by 2026. In the meantime, we will continue to invest in digitalization and supply chain, our key growth enablers.

### **Footprint Growth—Continue to strategically expand our restaurant network**

We are confident in the long-term market opportunities in China. We are striving to reach 20,000 stores by 2026. We aim to maintain our industry-leading position in the QSR and CDR markets in China with our core brands, and gain a stronger foothold and enhanced know-how in the Chinese cuisine space, which represents a significant share of the restaurant industry in China.

**Further expand geographical coverage.** Restaurant chains have a low penetration rate in China, especially in lower-tier cities. Given the rapidly expanding middle class and dining out population as a result of continued economic growth and urbanization, we believe there are significant opportunities to expand within China, and we intend to focus our efforts on increasing our geographic footprint in both existing and new cities. We are currently

tracking over 800 cities that do not have a KFC, and 1,400 cities that have KFC but do not have a Pizza Hut restaurant. For additional information on the risks associated with this growth strategy, see the section entitled “Item 1A. Risk Factors,” including the risk factor entitled “We may not attain our target development goals; aggressive development could cannibalize existing sales; and new restaurants may not be profitable.”

**Explore new restaurant formats.** We are keen to explore various new restaurant formats to support further store expansion, including different store designs or service models aimed at addressing the needs of different guests and for different occasions. We believe that our first-mover advantage and in-depth local know-how will help us to build robust development pipelines to seize the market opportunities.

**Capture franchise opportunity.** While we continue to focus on the operation of our Company-owned restaurant units, we also intend to continue accelerating franchise development to unlock additional opportunities for our core brands. We anticipate high franchisee demand for our brands, supported by strong unit economics, operational consistency and multiple store formats including new store models suitable for franchisees, such as KFC’s small-town mini, to drive restaurant growth. We plan to continue to develop franchisee store portfolio over time by focusing on strategic and remote locations as well as lower tier cities previously beyond our reach. As of December 31, 2024, approximately 15% of our restaurants were operated by franchisees. The franchise mix of net new stores increased from 15% in 2023 to 30% in 2024 for KFC and increased from 2% in 2023 to 10% in 2024 for Pizza Hut and we anticipate the mix of net new stores will gradually increase to 40% to 50% for KFC and 20% to 30% for Pizza Hut over the next few years.

**Grow emerging brands.** Our key growth strategy for emerging brands, such as Lavazza, Huang Ji Huang, Little Sheep and Taco Bell, focuses on exploring suitable business models to achieve sustainable growth. Following the acquisition of a controlling interest in Huang Ji Huang in 2020, we established a Chinese dining business unit to manage our Chinese restaurant brands. In addition, we plan to continue our efforts in product innovation and

operational enhancement for these emerging brands to potentially scale up operations in the future.

### ***Sales and Profit Growth—Continue to improve unit-level performance and develop new sources of revenue***

**Focus on food innovation and value proposition.** We continue to focus on food innovation and strengthen our value proposition. We are keenly aware of the strength of our core menu items. At the same time, we seek to continue to introduce innovative items to meet evolving consumer preferences and local tastes, drive guest engagement and continue to broaden our brand appeal. Each of our restaurant concepts has proprietary menu items, and emphasizes the preparation of food with high quality ingredients. We continue to develop unique recipes, regionally-inspired menu items and special seasonings to provide appealing, tasty and convenient food choices at competitive prices. In addition, we continue to offer great value for money and attractive marketing campaigns. We continue to promote signature value campaigns such as “Crazy Thursday” and “Buy More Save More on Weekends” for KFC and “Scream Wednesday” for Pizza Hut, which offer selected menu items at attractive prices, and have received positive consumer feedback. To expand our addressable market and drive incremental traffic, we have also widened our price ranges to introduce more entry price point products. We also expand daypart opportunities to drive sales. In addition to lunch and dinner, KFC continues to drive sales from breakfast, afternoon tea and late night snack, and Pizza Hut continues to drive sales from business lunch and afternoon tea. We believe our continued food innovation and value proposition are pivotal to enhancing our unit-level performance.

**Pursue best in-store experience.** We continuously look for ways to improve the guest experience. Our brands also look to improve efficiency to drive sales growth. For instance, we continue to improve customer experience through our proprietary smartphone applications, pre-order services and store design. In addition, we are continuously investing in digital and automation to improve operating transparency and efficiency. For example, our smart i-kitchen system now provides real-time order status for customers, all digitalized through our app and

WeChat portal with customer-friendly user interface, providing them streamlined ordering experience. Furthermore, our robotic servers have been rolled out in over 60% of our Pizza Hut restaurants, an effort we have been continuously carrying out nationwide that not only brings better digital experience but also saves on crew work. The introduction of Smart Delivery, a digital system to dynamically adjust delivery coverage for each store by daypart, combined with our wider store network, allows us to continue to improve delivery coverage and reduce delivery time. To further enhance the guest experience, we are also evaluating the possibility of adopting other digital initiatives in our restaurants and will continue to invest in this area, as discussed more fully below.

**Grow coffee business.** We are also building a coffee portfolio to capture the underserved coffee market in China across different customer segments, including coffee products provided by KFC, which offers convenience and value. In addition to our extensive network of KFC stores, KFC also offers coffee products through our TO-GO windows, coffee trucks or counters, and KCOFFEE Cafes. Our breakthrough model of KCOFFEE Cafes expanded from approximately 50 cafes in 2023 to about 700 cafes in 2024. In April 2020, we also partnered with Lavazza Group to explore and develop the Lavazza coffee concept in China to offer a premium and authentic Italian coffee experience. As of December 31, 2024, there were 112 Lavazza units in China, and we target to open 1,000 Lavazza stores in the next few years.

**Optimize delivery capabilities.** China is a world leader in the emerging online to offline, or O2O, market. This is where digital online ordering technologies interact with traditional brick and mortar retail to enhance the customer experience. We see considerable growth potential in the delivery market by aligning our proven restaurant operation capabilities with our delivery network that offers consumers the ability to order restaurant food anywhere. By optimizing our delivery strategy, we have captured more smaller order transactions in 2024 and achieved double-digit annual growth for delivery sales over the past decade. Delivery contributed approximately 39% of Company sales in 2024. Going forward, we intend to continue to optimize our delivery service by adopting innovative technologies, rolling out new delivery menu items and developing novel delivery service concepts, such as

our dynamically adjusting delivery coverage for each store by daypart, taking into account the operating hours of nearby stores.

**Enhance digital capabilities.** As of December 31, 2024, our loyalty programs had over 490 million members and over 180 million members for KFC and Pizza Hut, respectively. The programs have been effective in increasing order frequency and enhancing guest loyalty. Digital sales exceeded \$9 billion, with digital ordering accounted for approximately 90% of total Company sales in 2024. Going forward, we intend to continue to leverage our powerful digital ecosystem to drive sales, improve the guest experience and increase operational efficiency. We plan to increase our investment in end-to-end digitalization, automation and artificial intelligence (“AI”), to more effectively connect online traffic with our offline assets. We also intend to use Generative AI technologies (“GenAI”) to innovate new business scenarios and solutions, such as media creatives generation, digital avatars, customer feedback analysis and customer service. To improve our operational efficiency, we plan to focus on connecting our front-end, guest facing systems to back-end systems such as operations and supply chain.

**Invest in high-quality assets.** We continue to identify and evaluate investment opportunities in high-quality assets to capture growth opportunities. We will prudently assess investment targets based on their strategic value, business scale and financial performance, among other factors.

## Operational Management

### Restaurant Unit Management

Our restaurant management structure varies among our restaurant brands and restaurant size. Generally, each restaurant that we operate is overseen by a management team led by a restaurant general manager, or RGM, together with one or more assistant managers. We have also introduced a shared management model by using AI-enabled digital tools to improve store efficiency and empower our capable restaurant managers to oversee multiple stores without compromising quality. RGMs are skilled and highly trained, with most having a college-level education. The performance of RGMs is regularly monitored

and coached by senior operations leaders. Each restaurant brand issues detailed manuals, which may then be customized to meet local regulations and customs. These manuals set forth standards and requirements for all aspects of restaurant operations. The restaurant management team is responsible for the day-to-day operation of our restaurants and for ensuring compliance with operating standards. Each RGM is also responsible for handling guest complaints and emergency situations. In late 2023, we launched Project Fresh Eye to enhance operational efficiency. By simplifying, centralizing, and automating key processes, we eased the burdens on our RGMs and allowed them to focus on better serving our customers.

### **Franchise Restaurant Management**

As of December 31, 2024, approximately 15% of our restaurants were franchise restaurants. Our franchise program is designed to promote consistency and quality, and we are selective in granting franchises. Franchisees supply capital initially by paying a franchise fee to us and by purchasing or leasing the land use rights, building, equipment, signs, seating, inventories and supplies; and, over the longer term, by reinvesting in the business through expansion. Franchisees contribute to our revenue through the payment of upfront franchise fees and on-going royalties based on a percentage of sales, and payments for other transactions with us, such as purchases of food and paper products, advertising services, delivery services and other services.

Our franchise agreements set out specific operational standards, which are consistent with standards required for Company-owned restaurants. Like our Company-owned restaurants, our franchise restaurants are also subject to our internal quality audits and reviews. There are no notable operational differences between Company-owned restaurants and franchise restaurants.

We believe that it is important to maintain strong and open relationships with our franchisees and their representatives. To this end, the Company invests a significant amount of time working with the franchisees and their representative organizations on key aspects of the business, including products, equipment, operational improvements and standards and management techniques.

### **Expansion Management**

We believe that there are significant opportunities to further expand within China and we intend to focus our efforts on increasing our geographic footprint in both existing and new cities. We expanded our restaurant count from 7,562 at the end of 2016 to 16,395 at the end of 2024, representing a compound annual growth rate (CAGR) of approximately 10%. We expect to expand our business through organic growth, growth of franchise units and development of our emerging brands.

Our expansion strategy has been systematically focused on high potential locations across city tiers, including increasing store density in existing cities and entering new cities. Each potential restaurant site is assessed and evaluated individually based on its site potential, potential financial return and potential impact to nearby stores. We take into account factors such as economic and demographic conditions and prospects, consumption patterns, GDP per capita and population density of the local community, presence of activity centers such as shopping complexes, schools and residential areas that generate guest traffic, and the presence of other restaurants in the vicinity during our site selection process. We also consider the guest traffic and distance from the existing restaurants under the same brand to reduce sales transfer that may occur from existing restaurant units. Our flexible store formats and partnership with franchisees empower us to expand to additional strategic locations, including highway service centers, school campuses and hospitals. As we are opening more smaller format stores and actively managing costs, the average capital spending for each new KFC and Pizza Hut restaurant unit in 2024 was approximately RMB1.5 million and 1.2 million, respectively.

### **Supply Chain Management**

The Company's restaurants, including those operated by franchisees, are large purchasers of a number of food and paper products, equipment and other restaurant supplies. The principal items purchased include protein ingredients (including poultry, beef, pork and seafood), cheese, oil, flour, vegetables and paper and packaging materials. The Company has not experienced any significant, continuous

shortages of supplies, and alternative sources for most of these products are generally available. Prices paid for supplies fluctuate from time to time. We control our raw material costs by entering into long-term bulk purchase agreements for our key food ingredients, fully utilizing all chicken parts, increasing local sourcing and developing long-term relationships with suppliers.

The Company partners with over 800 independent suppliers, which are mostly China-based. We implement a strict supplier qualification process that includes supplier compliance checks and on-site audits to ensure the supplier meets our food safety and quality control standards. We have formulated detailed specifications for food ingredients and consumables we procure. We believe supply chain management is crucial to the sustainability of our business and we are dedicated to applying digitalization and automation technologies in our supply chain management system. Our in-house and integrated supply chain management system employs over 1,000 staff in food safety, quality assurance, procurement management, logistics, engineering and supply chain system.

In addition, we operate a tailor-made, world-class logistics management system, which is capable of accommodating large scale, wide coverage and advanced information dissemination as well as fast store expansions. The Company utilizes 33 logistics centers to distribute supplies to Company-owned and franchised stores, as well as to third-party customers. The Company owns and operates a substantial portion of these logistics centers. Our current network covers our stores in over 2,200 cities and towns, with capacity to cover more than 3,000 cities and towns. With our long-term growth in mind, we plan to reach 45 to 50 logistics centers in the next 3 to 5 years, aiming to cover more than 5,000 cities and towns to reduce service lead time and transportation costs. In addition, the Company owns seasoning facilities for its Chinese dining business unit, which manufacture and sell seasoning products to Huang Ji Huang and Little Sheep franchisees. The Company's supply chain strategy of working with multiple suppliers, as well as building a vast logistics network, allows for continuous supply of products in the event that supply from an individual supplier or logistics center becomes unfeasible.

To improve the efficiency and effectiveness of our procurement process, the Company has adopted a central

procurement model, whereby the Company centrally purchases the vast majority of food and paper products from approved suppliers for most of the restaurants regardless of ownership. The Company believes this central procurement model allows the Company to maintain quality control and achieves better prices and terms through volume purchases. In 2024, we launched Project Red Eye to improve supply chain efficiency. Guided by the principles of "spending better and buying better," we optimized our procurement and product innovation strategies to provide attractive value offerings and enhance our margin.

### ***Food Safety and Quality Control***

Food safety is the top priority at the Company. Food safety systems include rigorous standards and training of employees in our restaurants and distribution system, as well as requirements for suppliers. These standards and training topics include, but are not limited to, employee health, product handling, ingredient and product temperature management and prevention of cross contamination. Food safety training is focused on illness prevention, food safety and regulation adherence in day-to-day operations. Our standards also promote compliance with applicable laws and regulations in China when building new or renovating existing restaurants. For further information on food safety issues, see "Item 1A. Risk Factors—Risks Related to Our Business and Industry—Food safety and foodborne illness concerns may have an adverse effect on our reputation and business."

Our quality assurance department regularly conducts unannounced food safety and operation excellence checks of all restaurants covering food safety, product quality and guest service. We also conduct regular product quality inspections on main menu items, and perform microbiological testing of restaurants' utensils, small wares, water, ice and food to ensure they meet the required standards.

We have established a team managing delivery services for our restaurants. We require all third-party delivery companies to sign and strictly implement a letter of commitment on the food safety and quality practice of delivery food, which stipulates clear requirements for regulatory compliance, staff management, catering, delivery facilities, equipment and strict management of third-party platforms.

## Innovation and Digitalization

Our vision is to become the world’s most innovative pioneer in the restaurant industry. We are dedicated to adopting innovations in our business model and restaurant operations to comprehensively reach our guests and provide superior products and services in a technology-driven and happy way, as vividly demonstrated by our slogan “Good food, good fun, and good value.”

We believe we are a pioneer and first-mover among restaurant brands in China in utilizing and investing in emerging digital technologies to modernize our business operations and accelerate our growth, which is critical to empower and maintain our competitive advantage in China. In recent years, we have stepped up our investment in digitalization, embarking on end-to-end digitalization of our business operations. In 2021, we opened a digital R&D center with three sites in Shanghai, Nanjing and Xi’an, to strengthen our internal digital capabilities and support sustainable business growth by using advanced technology.

### Dining Experience

#### Menu Innovations

Offering appealing, tasty and convenient food at great prices is our value proposition. We have a dedicated food innovation team primarily focusing on the development and innovation of new recipes and improvement of existing products. In 2024, we launched around 600 new or upgraded menu items across all of our restaurant brands. Leveraging our local know-how and the wealth of consumer taste preference data accumulated, we have become a pioneer in food innovation, pushing the boundaries of QSR and CDR dining in China.

Our menu innovation endeavors are also supported by a world-class 27,000 square-foot innovation center in Shanghai for the development of new recipes, cooking methods and menu concepts. The innovation center is an integrated research and development facility that has been designed to generate new menu ideas and concepts with new ingredients and cooking methods to enable the rapid roll-out of innovative products catering to customers’ local tastes.

#### Ordering

KFC rolled out mobile pre-ordering service on a nationwide basis in December 2016, which allows guests to order online and pick up in store. Pizza Hut launched table-side mobile ordering in 2018, which enables guests to order by scanning a QR code with their mobile phone. Now mobile ordering is a standard feature of our Super Apps including the KFC Super App and the Pizza Hut Super App. Guests can also order through our proprietary mini programs embedded in WeChat. In addition, in certain commercial districts, in-store kiosks provide guests with convenient and fast digital ordering options. We continuously enhance our Super Apps to address the needs of customers and improve their digital experience. For example, we introduced member-exclusive perks, App-exclusive new product pre-sales and lucky draws to attract our customers. In 2024, digital ordering accounted for approximately 90% of total Company sales.

#### Payment

As early as June 2015, we started to partner with Alipay on digital payment functionalities, making us among the first batch of restaurant chains in China to make mobile payment available to guests. We commenced mobile payment cooperation with WeChat Pay in 2016. Digital payments grew from 33% of Company sales in 2016 to 99% in 2024. This growth reflects broad consumer preference for this feature and reflects our ability to harness the power of technology in our business model. Adoption of digital and mobile payment technologies not only provides a better customer experience by, among other things, reducing guest waiting time and saving guests from having to reach for their wallets or even cellphones, but also reduces staffing needed for cash management and reduces potential risks associated with cash management.

#### Guest loyalty and interaction

Super Apps integrate multiple functions including messaging, e-commerce and payments in a single application by embedding mini programs or providing in-App links to other applications. In early 2016, the KFC Super App was implemented nationwide. Super Apps play a very important role in our overall digital ecosystem. They

enable a digital guest experience by offering convenience, efficiency and interesting functionality before, during and after dining.

Member engagement is fostered through our Super Apps and WeChat mini programs, which serve as the primary platforms for enrollment into our membership programs. Additionally, we continue to monetize our membership base by introducing privilege membership subscription programs that increase frequency and spending at our brands. These monetization opportunities rely heavily on our ability to interact with our users through our Super Apps, WeChat mini programs and third-party e-commerce platforms. As of December 31, 2024, KFC and Pizza Hut loyalty programs exceeded 525 million members combined. Member sales accounted for approximately 65% of KFC and Pizza Hut's system sales in 2024. We believe that creative and engaging interactions with our guests can help us enhance the guest experience and guest loyalty, which will ultimately lead to increased sales.

### ***Delivery***

We believe that food delivery is a significant growth driver in China. We were one of the first restaurant businesses in China to offer delivery services. As early as 2010, KFC established its own delivery platform and started to accept delivery orders placed on its mobile applications. Orders generated from our own delivery platforms for KFC and Pizza Hut contributed a significant portion of our delivery sales. Starting from 2015, we were also one of the first to partner with O2O aggregators to further generate delivery traffic. In addition to ordering through aggregators' platforms, guests may also place delivery orders through the KFC and Pizza Hut Super Apps. The ability to generate orders from our own channels allows us to be well-positioned in commercial collaborations with aggregators, and manage costs and commissions in a more competitive manner.

We have established a team managing delivery services for our restaurants. Previously, we primarily used dedicated riders managed by third-party delivery companies contracted with us. In 2024, we also used platform riders to deliver orders. In 2019, Company sales through delivery accounted for approximately 21% of total Company

sales, which further increased to approximately 30% in 2020, 32% in 2021 and 39% in 2022, partially driven by the increased delivery orders as a result of the COVID-19 pandemic, and slightly decreased to 36% in 2023 as dine-in significantly rebounded in 2023 compared to the pandemic-impacted prior year. In 2024, delivery contributed approximately 39% of KFC and Pizza Hut's Company sales.

### ***Restaurant Format Innovation***

To supplement our growth, we are focusing on developing flexible restaurant formats and upgrading existing restaurants. We have developed multiple restaurant formats to meet different guest needs. Our breakthrough business models, such as KCOFFEE Cafes and Pizza Hut WOW, have enabled us to broaden our addressable market and capture new customer demand. The Pizza Hut WOW model features simpler operations, good food variety, and excellent value for money. KFC's add-on modules such as drive-through and TO-GO windows allow us to easily tailor-make each store. We continue to lower the capital expenditures per store to tap into more locations. Combining flexible store models and lower upfront investment opens up more site potential across city tiers. In addition, we continuously look for ways to improve the guest experience. We continue to refresh the look of our restaurants and remodel with the latest technology, equipment and infrastructure. Over 70% for both KFC and Pizza Hut restaurant units as of December 31, 2024 were remodeled or built in the past five years.

### ***Operational Efficiency***

We have made significant investments to establish an efficient technological infrastructure, which serves as the foundation of our intelligent restaurant network management and facilitates efficient and innovative restaurant operation for all restaurants across our brands. We have adopted AI-enabled technology to analyze and forecast transaction volume so that we can improve labor scheduling and inventory management. For example, the "Super Brain," an end-to-end AI-enabled system, integrates data from store operations and aids the decision making of restaurant general managers. Moreover, managers and staff are also equipped with self-designed "smart watches," and in some pilot stores, "smart glasses," to closely

monitor the real-time ordering and serving procedures of the restaurants and make timely staffing adjustments, which substantially improves management efficiency and guest satisfaction. We believe our digitalization along with automation, the Internet of Things and AI work together to enhance food safety and improve overall store efficiency.

## Doing Business in China

### *Risks Related to Doing Business in China*

Substantially all of our business operations are located in China. Accordingly, we face various legal and operational risks and uncertainties under the complex and evolving Chinese laws and regulations, including the following:

- Changes in Chinese political policies and economic and social policies or conditions may materially and adversely affect our business, results of operations and financial condition and may result in our inability to sustain our growth and expansion strategies.
- The interpretation and enforcement of Chinese laws, rules and regulations may change from time to time, which could have a material adverse effect on us.
- The audit report included in this Form 10-K is prepared by auditors who are located in China, and in the event the Public Company Accounting Oversight Board is unable to inspect our auditors, our common stock will be subject to potential delisting from the New York Stock Exchange.
- Changes in political, business, economic and trade relations between the United States and China may have a material adverse impact on our business, results of operations and financial condition.
- Fluctuation in the value of RMB may result in foreign currency exchange losses.
- The increasing focus on environmental sustainability issues may create operational challenges for us, increase our costs and harm our reputation.
- Interventions in or the imposition of restrictions and limitations by the PRC government on currency conversion and payments of foreign currency and RMB out of mainland China may limit our ability to utilize our cash balances effectively, including making funds held by our China-based subsidiaries unavailable for use outside of mainland China, which could limit or eliminate our ability to pay dividends and affect the value of your investment.
- Changes in the laws and regulations of China or non-compliance with applicable laws and regulations may have a significant impact on our business, results of operations and financial condition, and may cause the value of our securities to decline.
- We rely to a significant extent on dividends and other distributions on equity paid by our principal operating subsidiaries in China to fund offshore cash requirements.
- Under the EIT Law, if we are classified as a China resident enterprise for Chinese enterprise income tax purposes, such classification would likely result in unfavorable tax consequences to us and our non-Chinese stockholders.
- We and our stockholders face uncertainty with respect to indirect transfers of equity interests in China resident enterprises through transfer of non-Chinese-holding companies. Enhanced scrutiny by the Chinese tax authorities may have a negative impact on potential acquisitions and dispositions we may pursue in the future.
- There may be difficulties in effecting service of legal process, conducting investigations, collecting evidence, enforcing foreign judgments or bringing original actions in China based on United States or other foreign laws against us and our management.
- The Chinese government may determine that the variable interest entity structure of Daojia does not comply with Chinese laws on foreign investment in restricted industries.

- Certain defects caused by non-registration of our lease agreements related to certain properties occupied by us in China may materially and adversely affect our ability to use such properties.
- Our restaurants are susceptible to risks in relation to unexpected land acquisitions, building closures or demolitions.
- Any failure to comply with Chinese regulations regarding our employee equity incentive plans may subject Chinese plan participants or us to fines and other legal or administrative sanctions.
- Failure to make adequate contributions to various employee benefit plans as required by Chinese regulations may subject us to penalties.
- Proceedings instituted by the Securities and Exchange Commission (the “SEC”) against certain China-based accounting firms, including our independent registered public accounting firm, could result in our financial statements being determined to not be in compliance with the requirements of the Exchange Act.
- Chinese regulation of loans to, and direct investment in, Chinese entities by offshore holding companies and governmental administration of currency conversion may restrict or prevent us from making loans or additional capital contributions to our Chinese subsidiaries, which may materially and adversely affect our liquidity and our ability to fund and expand our business.
- Regulations regarding acquisitions may impose significant regulatory approval and review requirements, which could make it more difficult for us to pursue growth through acquisitions.
- The PRC government has significant oversight and discretion to exert supervision over offerings of our securities conducted outside of China and foreign investment in China-based issuers, and may limit or completely hinder our ability to offer securities to investors, which may cause the value of such securities to significantly decline.

These risks could result in a material adverse change in our operations and the value of our shares, significantly

limit or completely hinder our ability to offer or continue to offer securities to investors, or cause the value of such securities to significantly decline or become worthless. For a detailed description of risks related to doing business in China, refer to “Item 1A. Risk Factors—Risks Related to Doing Business in China.” For more information regarding the effect of government regulations on the Company, including PRC regulations, refer to “—Government Regulation.” For more information regarding the Company’s cash flows into and out of China, refer to “—Cash Flows.”

### **Cash Flows**

Yum China is a Delaware holding company conducting substantially all of its operations in China through its China subsidiaries. Yum China derives substantially all of its revenue through its operations in China, and Yum China indirectly owns, and receives dividends from, its China subsidiaries. In addition, the Company has also generated cash from its global offering in September 2020.

For the year ended December 31, 2024, the Company’s China subsidiaries distributed approximately \$1,028 million in dividends to the Company’s Hong Kong-incorporated holding companies. Dividends paid by China subsidiaries to their direct offshore parent companies are subject to Chinese withholding income tax at the rate of 10%, but Hong Kong has a tax arrangement with mainland China that provides for a 5% withholding tax on dividends upon meeting certain conditions and requirements. Once distributed outside of mainland China, the funds are freely transferrable. For the year ended December 31, 2024, the Company’s Hong Kong subsidiaries distributed approximately \$1,670 million dividends to the Company’s Delaware holding company.

In 2024, Yum China paid cash dividends to stockholders totaling \$248 million and repurchased \$1,242 million of its common stock. The source of funds for these dividends and repurchases was cash on hand held outside of mainland China. These dividends to stockholders generally had no tax consequence to the Company, but may be taxable (including by way of withholding) to its stockholders. In August 2022, the Inflation Reduction Act of 2022 (the “IRA”) was signed into law in the U.S. The IRA contains certain tax measures, including an excise tax of 1%

on net share repurchases that occur after December 31, 2022. For more information on our dividends and share repurchases, see the Consolidated Statements of Cash Flows and Note 14 to the Consolidated Financial Statements under “Item 8. Financial Statements and Supplementary Data” in this Form 10-K.

In addition, Yum China makes investments in its China subsidiaries through capital contributions to further support their operational and growth needs. In 2024, one of Yum China’s subsidiaries, which was incorporated in Hong Kong, made capital contributions to its subsidiaries in China totaling approximately \$12 million. Cash may also be transferred among the Company’s China subsidiaries and their offshore holding companies by means of intercompany loans. No such intercompany loans were made in 2024.

For more information regarding the Company’s cash flows, see our Consolidated Statements of Cash Flows for the years ended December 31, 2024, 2023 and 2022 and the related notes to our Consolidated Financial Statements.

### ***Cash Management Policies***

The Company has comprehensive cash management policies in place, including specific policies governing approvals with respect to fund transfers throughout our organization.

Our Board of Directors and the audit committee oversee the Company’s major financial risk exposures. The Company maintains an authorization policy on cash management, setting forth the scope of authority for certain treasury matters that are delegated by the Board of Directors to management. Under this policy, certain treasury matters, such as intercompany loans, bank borrowings, short-term and long-term investments and dividends distributed from the Company’s subsidiaries to the holding company, are clearly defined, with the level of approval required for each matter specifically identified.

Our management regularly monitors the liquidity position, funding requirements and investment returns in different jurisdictions of our subsidiaries, and takes into consideration regulatory requirements in the jurisdictions

in which the Company has subsidiaries or operations. When funding is required, all necessary approvals are obtained from Company management and relevant governmental authorities, including China’s State Administration of Foreign Exchange.

In addition, our ability to declare and pay any dividends on our stock may be restricted by earnings available for distribution under applicable Chinese laws. See “—Government Regulation—Regulations Relating to Dividend Distribution” for more information.

## **Government Regulation**

The Company is subject to various laws affecting its business, including the following:

- Each of our restaurants in China is required to obtain (1) the relevant food business license; (2) the environmental protection assessment and inspection registration or approval; and (3) the fire safety inspection acceptance approval or other alternatives. Some of our restaurants which sell alcoholic beverages are required to make further registrations or obtain additional approvals, as described under the heading “Risk Factors—Risks Related to Doing Business in China—We require various approvals, licenses and permits to operate our business and the loss of or failure to obtain or renew any or all of these approvals, licenses and permits could adversely affect our business and results of operations;”
- Cash transfers from the Company’s PRC subsidiaries to its subsidiaries outside of China are subject to PRC government administration of currency conversion. Shortages in the availability of foreign currency may restrict the ability of the PRC subsidiaries to remit sufficient foreign currency to pay dividends or other payments to the Company, or otherwise satisfy their foreign currency-denominated obligations. See “—Regulations Relating to Dividend Distribution” and “—Regulations Relating to Taxation” for more information;
- We are subject to Chinese regulations on loans to and direct investment in Chinese entities by offshore

- holding companies. For example, loans by us to our wholly-owned Chinese subsidiaries to finance their activities cannot exceed statutory limits and must be registered with the local counterparts of the State Administration of Foreign Exchange (“SAFE”). If we decide to finance our wholly-owned Chinese subsidiaries by means of capital contributions, in practice, we might be still required to report to China’s Ministry of Commerce (“MOFCOM”) or obtain approval from other authorities. See “Risk Factors—Risks Related to Doing Business in China—Chinese regulation of loans to, and direct investment in, Chinese entities by offshore holding companies and governmental administration of currency conversion may restrict or prevent us from making loans or additional capital contributions to our Chinese subsidiaries, which may materially and adversely affect our liquidity and our ability to fund and expand our business” for more information;
- We are subject to regulations relating to certain investments and acquisitions relating to businesses in China, including under the PRC Anti-monopoly Law, Provisions of the State Council on the Thresholds for Declaring Concentration of Business Operators, and the Provisions on M&A of a Domestic Enterprise by Foreign Investors jointly adopted by six PRC regulatory agencies, including MOFCOM, the State-owned Assets Supervision and Administration Commission, the Chinese State Taxation Administration (“STA”), the State Administration for Industry and Commerce of the PRC (now known as the State Administration for Market Regulation of the PRC), the China Securities Regulatory Commission (“CSRC”) and SAFE. See “Risk Factors—Risks Related to Doing Business in China—Regulations regarding acquisitions may impose significant regulatory approval and review requirements, which could make it more difficult for us to pursue growth through acquisitions” for more information;
  - We are subject to heightened data and cybersecurity regulations, including those enforced by the Cyberspace Administration of China (“CAC”) including the PRC Cybersecurity Law, which imposes tightened requirements on data privacy and cybersecurity practices, the PRC Data Security Law, which imposes data security and privacy obligations on entities and individuals carrying out data activities (including activities outside of the PRC), requires a national security review of data activities that may affect national security, and imposes restrictions on data transmissions, the PRC Personal Information Protection Law, which sets out the regulatory framework for handling and protection of personal information and transmission of personal information, among others. See “Risk Factors—Risks Related to Our Business and Industry—Unauthorized access to, or improper use, disclosure, theft or destruction of, our customer or employee personal, financial or other data or our proprietary or confidential information that is stored in our information systems or by third parties on our behalf could result in substantial costs, expose us to litigation and damage our reputation;” and
  - We may be subject to regulations relating to overseas securities offering and listing of China-based companies, including pursuant to the Opinions on Intensifying Crack Down on Illegal Securities Activities issued by the PRC government authorities, which called for enhanced oversight of overseas listed companies as well as overseas equity fundraising and listing by Chinese companies, and proposed measures such as the construction of regulatory systems to deal with the risks and incidents faced by China-based overseas-listed companies; the Trial Administrative Measures of Overseas Securities Offering and Listing by Domestic Companies and the supporting guidelines issued by the CSRC, which regulate overseas securities offering and listing activities by China-based companies; the Revised Cybersecurity Review Measures, jointly issued by the National Development and Reform Commission, the Ministry of Industry and Information Technology of the PRC, and several other administrations, which require, among other things, that a network platform operator holding over one million users’ personal information must apply with the Cybersecurity Review Office for a cybersecurity review before any public offering or listing outside of mainland PRC and Hong Kong. See “Item 1A. Risk Factors—Risks Related to Doing Business in China—The PRC government has significant oversight and discretion to exert supervision over offerings of our securities conducted outside of China and foreign investment in China-based issuers, and may limit or completely hinder our ability to offer securities to investors, which may cause the value of such securities to significantly decline.”

The Company is also subject to tariffs and regulations on imported commodities and equipment and laws regulating foreign investment, as well as anti-bribery and corruption laws. Compliance with applicable laws and regulations has not had a material effect on the Company's capital expenditures, earnings and competitive position. The Company has not historically been materially and adversely affected by such requirements or by any difficulty, delay or failure to obtain required approvals, licenses, permits, registrations or filings and has obtained all material required approvals. As of the date of this Form 10-K, no material permissions have been denied to us by relevant government authorities in China, and we have not received any inquiry, notice, warning, or sanctions regarding our business operations and corporate structure from the CSRC, CAC or any other PRC governmental agency that would have a material impact on our business, results of operations or financial condition. However, we cannot predict the effect that the compliance with laws and regulations may have on our capital expenditures, earnings and competitive position in the future, or how we may be affected if we do not receive or maintain any required permissions or approvals, inadvertently conclude that such permissions or approvals are not required, or if applicable laws, regulations or interpretations change and we are required to obtain additional permissions or approvals in the future. If (i) we have inadvertently concluded that such permissions, approvals, licenses or permits have been acquired or are not required, or (ii) applicable laws, regulations, or interpretations change and we are required to obtain such permissions, approvals, licenses or permits in the future, then we may have to expend time and costs to procure them. If we are unable to do so on commercially reasonable terms or in a timely manner, it could cause significant disruption to our business operations and damage our reputation, which would in turn have a material adverse effect on our business, results of operations and financial condition. See "Item 1A. Risk Factors" for a discussion of additional risks relating to federal, state, provincial, local and international governmental regulation of our business.

### ***Regulations Relating to Dividend Distribution***

The Chinese laws, rules and regulations applicable to our China subsidiaries permit payments of dividends only out

of their accumulated profits, if any, determined in accordance with applicable accounting standards and regulations. In addition, under Chinese law, an enterprise incorporated in China is required to set aside at least 10% of its after-tax profits each year, after making up previous years' accumulated losses, if any, to fund certain statutory reserve funds, until the aggregate amount of such a fund reaches 50% of its registered capital. As a result, our China subsidiaries are restricted in their ability to transfer a portion of their net assets to us in the form of dividends. At the discretion of their board of directors, as enterprises incorporated in China, our China subsidiaries may allocate a portion of their after-tax profits based on China accounting standards to staff welfare and bonus funds. These reserve funds and staff welfare and bonus funds are not distributable as cash dividends.

### ***Regulations Relating to Taxation***

***Enterprise Income Tax.*** Under the China Enterprise Income Tax Law (the "EIT Law") and its implementation rules, a China resident enterprise is subject to Chinese enterprise income tax in respect of its net taxable income derived from sources inside and outside China. The term "resident enterprise" refers to any enterprise established in China and any enterprise established outside China with a "de facto management body" within China.

Our China subsidiaries are regarded as China resident enterprises by virtue of their incorporation in China, and are generally subject to Chinese enterprise income tax on their worldwide income at the current uniform rate of 25%, unless reduced under certain specific qualifying criteria. Our China subsidiaries may deduct reasonable expenses that are actually incurred and are related to the generation of their income, including interest and other borrowing expenses, amortization of land use rights and depreciation of buildings and certain fixed assets, subject to any restrictions that may be imposed under the EIT Law, its implementation regulations and any applicable tax notices and circulars issued by the Chinese government or tax authorities.

Yum China and each subsidiary of Yum China that is organized outside of China intends to conduct its management functions in a manner that does not cause it to be a China resident enterprise, including by carrying on its day-to-day management activities and maintaining its key

records, such as resolutions of its board of directors and resolutions of stockholders, outside of China. As such, we do not believe that Yum China or any of its non-Chinese subsidiaries should be considered a China resident enterprise for purposes of the EIT Law, and should not be subject to Chinese enterprise income tax on that basis. See “Item 1A. Risk Factors—Risks Related to Doing Business in China—Under the EIT Law, if we are classified as a China resident enterprise for Chinese enterprise income tax purposes, such classification would likely result in unfavorable tax consequences to us and our non-Chinese stockholders.”

**Value-Added Tax and Local Surcharges.** Effective on May 1, 2016, a 6% value-added tax (“VAT”) on output replaced the 5% business tax (“BT”) that has historically been applied to certain restaurant sales under the China Provisional Regulations on Business Tax. Pursuant to Circular Caishui [2016] No. 36 jointly issued by the Ministry of Finance of the PRC and the STA, beginning May 1, 2016, any entity engaged in the provision of catering services in China is generally required to pay VAT at the rate of 6% on revenues generated from the provision of such services, less any creditable VAT already paid or borne by such entity upon purchase of materials and services. Our new retail business is generally subject to VAT rates at 9% or 13%. The latest VAT rates imposed on our purchase of materials and services included 13%, 9% and 6%, which were gradually changed from 17%, 13%, 11% and 6% since 2017. These rate changes impact our input VAT on all materials and certain services, primarily construction, transportation and leasing. However, the impact on our operating results is not expected to be significant. Local surcharges generally ranging from 7% to 13%, varying with the location of the relevant China subsidiary, are imposed on the amount of VAT payable. On December 25, 2024, the prevailing VAT regulations were enacted into the Value-Added Tax Law of the People’s Republic of China (the “VAT Law”), which will come into effect on January 1, 2026. In terms of tax rates, the VAT Law maintains the existing rates of 13%, 9% and 6%.

**Repatriation of Dividends from Our China Subsidiaries.** Dividends (if any) paid by our China subsidiaries to their direct offshore parent companies are subject to Chinese withholding income tax at the rate of 10%, provided that such dividends are not effectively connected with any

establishment or place of the offshore parent company in China. The 10% withholding income tax rate may be reduced or exempted pursuant to the provisions of any applicable tax treaties or tax arrangements. Hong Kong has a tax arrangement with mainland China that provides for a 5% withholding tax on dividends upon meeting certain conditions and requirements, including, among others, that the Hong Kong resident enterprise directly owns at least 25% equity interests of the Chinese enterprise and is a “beneficial owner” of the dividends. We believe that our principal Hong Kong subsidiary, which is the equity holder of our Chinese subsidiaries operating substantially all of our KFC and Pizza Hut restaurants, met the relevant requirements pursuant to the tax arrangement between mainland China and Hong Kong in 2018 and is expected to meet the requirements in subsequent years, thus, it is more likely than not that our dividends or earnings expected to be repatriated to this principal Hong Kong subsidiary since 2018 are subject to the reduced withholding tax of 5%. However, if the Hong Kong subsidiary is not considered to be the “beneficial owner” of the dividends by the Chinese local tax authority, the withholding tax rate on dividends paid to it by our Chinese subsidiaries would be subject to a withholding tax rate of 10% with retrospective effect, which would increase our tax liability and reduce the amount of cash available to the Company. See “Item 1A. Risk Factors—Risks Related to Doing Business in China—We rely to a significant extent on dividends and other distributions on equity paid by our principal operating subsidiaries in China to fund offshore cash requirements.”

**Gains on Direct Disposal of Equity Interests in Our China Subsidiaries.** Under the EIT Law and its implementation rules, gains derived by non-resident enterprises from the sale of equity interests in a China resident enterprise are subject to Chinese withholding income tax at the rate of 10%. The 10% withholding income tax rate may be reduced or exempted pursuant to applicable tax treaties or tax arrangements. The gains are computed based on the difference between the sales proceeds and the original investment basis. Stamp duty is also payable upon a direct transfer of equity interest in a China resident enterprise. The stamp duty is calculated at 0.05% on the transfer value, payable by each of the transferor and transferee. We may be subject to these taxes in the event of any future sale by us of a China resident enterprise.

*Gains on Indirect Disposal of Equity Interests in Our China Subsidiaries.* In February 2015, the STA issued the STA’s Bulletin on Several Issues of Enterprise Income Tax on Income Arising from Indirect Transfers of Property by Non-resident Enterprises (“Bulletin 7”). Pursuant to Bulletin 7, an “indirect transfer” of Chinese taxable assets, including equity interests in a China resident enterprise (“Chinese interests”), by a non-resident enterprise, may be re-characterized and treated as a direct transfer of Chinese taxable assets, if such arrangement does not have reasonable commercial purpose and the transferor avoids payment of Chinese enterprise income tax. Where a non-resident enterprise conducts an “indirect transfer” of Chinese interests by disposing of equity interests in an offshore holding company, the transferor, transferee and/or the China resident enterprise being indirectly transferred may report such indirect transfer to the relevant Chinese tax authority, which may in turn report upward to the STA. Using general anti-tax avoidance provisions, the STA may treat such indirect transfer as a direct transfer of Chinese interests if the transfer avoids Chinese tax by way of an arrangement without reasonable commercial purpose. As a result, gains derived from such indirect transfer may be subject to Chinese enterprise income tax, and the transferee or other person who is obligated to pay for the transfer would be obligated to withhold the applicable taxes, currently at a rate of up to 10% of the capital gain in the case of an indirect transfer of equity interests in a China resident enterprise. Both the transferor and the party obligated to withhold the applicable taxes may be subject to penalties under Chinese tax laws if the transferor fails to pay the taxes and the party obligated to withhold the applicable taxes fails to withhold the taxes.

The above regulations do not apply if either (i) the selling non-resident enterprise recognizes the relevant gain by purchasing and selling equity of the same listed enterprise in the open market (the “listed enterprise exception”); or (ii) the selling non-resident enterprise would have been exempted from enterprise income tax in China pursuant to applicable tax treaties or tax arrangements, if it had directly held and transferred such Chinese interests that were indirectly transferred. The China indirect transfer rules do not apply to gains recognized by individual stockholders. However, in practice, there have been a few reported cases of individuals being taxed on the indirect transfer of Chinese interests and the law could be changed

so as to apply to individual stockholders, possibly with retroactive effect. In addition, the PRC Individual Income Tax Law and relevant regulations (“IITL”), revised effective January 1, 2019, impose general anti-avoidance tax rules (“GAAR”) on transactions conducted by individuals. As a result, if the China tax authority invokes the GAAR and deems that indirect transfers made by individual stockholders lack reasonable commercial purposes, any gains recognized on such transfers might be subject to individual income tax in China at the standard rate of 20%.

It is unclear whether Company stockholders that acquired Yum China stock through the distribution or the Global Offering (discussed under “—Our History”) will be treated as acquiring Yum China stock in an open market purchase. If such acquisition of Yum China stock is not treated as acquired in an open market purchase, the listed transaction exception will not be available for transfers of such stock. We expect that transfers in open market transactions of our stock by corporate or other non-individual stockholders that have purchased our stock in open market transactions will not be taxable under the China indirect transfer rules due to the listed enterprise exception. Transfers, whether in the open market or otherwise, of our stock by corporate and other non-individual stockholders that acquired our stock in the distribution or the Global Offering or in non-open market transactions may be taxable under the China indirect transfer rules and our China subsidiaries may have filing obligations in respect of such transfers upon the request of relevant Chinese tax authorities. Transfers of our stock in non-open market transactions by corporate and other non-individual stockholders may be taxable under the China indirect transfer rules, whether or not such stock was acquired in open market transactions, and our China subsidiaries may have filing obligations in respect of such transfers upon the request of relevant China tax authorities. Corporate and other non-individual stockholders may be exempt from taxation under the Chinese indirect transfer rules with respect to transfers of our stock if they are tax resident in a country or region that has a tax treaty or arrangement with China that provides for a capital gains tax exemption and they qualify for that exemption.

*Tax Cuts and Jobs Act (the “Tax Act”).* In December 2017, the U.S. enacted the Tax Act, which included a

broad range of tax reforms, including, but not limited to, the establishment of a flat corporate income tax rate of 21%, the elimination or reduction of certain business deductions, and the imposition of tax on deemed repatriation of accumulated undistributed foreign earnings. The Tax Act has impacted Yum China in two material aspects: (1) in general, all of the foreign-source dividends received by Yum China from its foreign subsidiaries will be exempted from taxation starting from the tax year beginning after December 31, 2017 and (2) Yum China recorded additional income tax expense in the fourth quarter of 2017, including an estimated one-time transition tax on its deemed repatriation of accumulated undistributed foreign earnings and additional tax related to the revaluation of certain deferred tax assets. The Tax Act also requires a U.S. shareholder to be subject to tax on Global Intangible Low Taxed Income (“GILTI”) earned by certain foreign subsidiaries.

The U.S. Treasury Department and the IRS released the final transition tax regulations in the first quarter of 2019. We completed the evaluation of the impact on our transition tax computation based on the final regulations released in the first quarter of 2019 and recorded additional income tax expense for the transition tax accordingly.

***Inflation Reduction Act of 2022 (the “IRA”).*** In August 2022, the IRA was signed into law in the U.S. The IRA contains certain tax measures, including a Corporate Alternative Minimum Tax (“CAMT”) of 15% on certain large corporations and an excise tax of 1% on net share repurchases that occur after December 31, 2022. On December 27, 2022, the U.S. Treasury Department and the IRS released Notice 2023-7, announcing their intention to issue proposed regulations addressing the application of the new CAMT. In 2023 and 2024, additional notices or proposed regulations were released to continue to provide interim guidance regarding certain CAMT issues before proposed regulations are published.

***Hong Kong Profits Tax.*** Our subsidiaries incorporated in Hong Kong are generally subject to Hong Kong profits tax at a rate of 16.5%. For the years 2018 and onwards, the first HK\$2 million of profits generated by one entity incorporated in Hong Kong is taxed at a rate of 8.25%, while the remaining profits will continue to be taxed at the

16.5% tax rate. In December 2022, a refined Foreign Sourced Income Exemption (“FSIE”) regime was published in Hong Kong and took effect from January 1, 2023. Under the new FSIE regime, certain foreign sourced income would be deemed as being sourced from Hong Kong and chargeable to Hong Kong Profits Tax, if the recipient entity fails to meet the prescribed exception requirements. Certain dividends, interests and disposal gains, if any, received by us and our Hong Kong subsidiaries may be subject to the new tax regime.

***Pillar Two Income Tax.*** The Organization for Economic Cooperation and Development (the “OECD”), the European Union and other jurisdictions (including jurisdictions in which we have operations or presence) have committed to enacting substantial changes to numerous long-standing tax principles impacting how large multinational enterprises are taxed. In particular, the OECD’s Pillar Two initiative introduces a 15% global minimum tax applied on a jurisdiction-by-jurisdiction basis and for which many jurisdictions have now committed to an effective enactment date starting January 1, 2024.

See “Item 1A. Risk Factors” for a discussion of risks relating to federal, state, local and international regulation relating to taxation of our business.

### ***Holding Foreign Companies Accountable Act***

On December 2, 2021, the SEC adopted rules (the “Final Rules”) to implement the Holding Foreign Companies Accountable Act (the “HFCAA”), which became law on December 18, 2020. The HFCAA requires the SEC to prohibit the securities of any “covered issuer” from being traded on any of the U.S. securities exchanges, including the New York Stock Exchange, or traded “over-the-counter,” if the auditor of the covered issuer’s financial statements is not subject to Public Company Accounting Oversight Board (“PCAOB”) inspection for three consecutive years, beginning in 2021. This requirement was updated from three years to two years by the Consolidated Appropriations Act, 2023, which became law on December 29, 2022.

On December 16, 2021, the PCAOB issued a report on its determination that it was unable to inspect or investigate

PCAOB-registered public accounting firms headquartered in mainland China and Hong Kong because of positions taken by Chinese authorities in those jurisdictions. Our independent registered public accounting firm was subject to the determinations announced by the PCAOB on December 16, 2021. Pursuant thereto, on March 30, 2022, the SEC added Yum China to the conclusive list of “Commission-Identified Issuers,” subject to the trading prohibition and supplemental disclosure requirements under the HFCAA. Subsequently, in August 2022, the PCAOB announced that it signed a Statement of Protocol with the CSRC and the Ministry of Finance, which it described as the first step toward opening access for the PCAOB to inspect and investigate completely registered public accounting firms in mainland China and Hong Kong. On December 15, 2022, the PCAOB vacated its 2021 determination that the positions taken by authorities in mainland China and Hong Kong prevented it from inspecting and investigating completely registered public accounting firms headquartered in those jurisdictions, including our independent registered accounting firm.

In view of the PCAOB’s decision to vacate its 2021 determination and until such time as the PCAOB issues any new adverse determination, the SEC has stated that there are no issuers at risk of having their securities subject to a trading prohibition under the HFCAA. However, whether the PCAOB will continue to be able to satisfactorily conduct inspections of PCAOB-registered public accounting firms headquartered in mainland China and Hong Kong is subject to uncertainty and depends on a number of factors out of our control. If the PCAOB again becomes unable to conduct a full inspection of our independent registered public accounting firm’s audit documentation related to their audit reports, then our common stock will again be subject to potential delisting from the New York Stock Exchange.

For more information regarding the risks to the Company from the HFCAA, please see “Item 1A. Risk Factors—Risks Related to Doing Business in China—The audit report included in this Form 10-K is prepared by auditors who are located in China, and in the event the PCAOB is unable to inspect our auditors, our common stock will be subject to potential delisting from the New York Stock Exchange.”

## Intellectual Property

Our use of certain material trademarks and service marks is governed by a master license agreement between Yum Restaurants Consulting (Shanghai) Company Limited (“YCCL”), a wholly-owned indirect subsidiary of the Company, and Yum! Brands Inc. (“YUM”), through YRI China Franchising LLC, a subsidiary of YUM, effective from January 1, 2020 and previously through Yum! Restaurants Asia Pte. Ltd., another subsidiary of YUM, from October 31, 2016 to December 31, 2019. Pursuant to the master license agreement, we are the exclusive licensee of the KFC, Pizza Hut and, subject to achieving certain agreed-upon milestones, Taco Bell brands and their related marks and other intellectual property rights for restaurant services in the PRC, excluding Hong Kong, Macau and Taiwan. The term of the license is 50 years from October 31, 2016 for the KFC and Pizza Hut brands and, subject to achieving certain agreed-upon milestones, 50 years from April 15, 2022 for the Taco Bell brand, with automatic renewals for additional consecutive renewal terms of 50 years each, subject only to us being in “good standing” and unless we give notice of our intent not to renew. In exchange, we pay a license fee to YUM equal to 3% of net system sales of the licensed brands. We have also agreed generally not to compete with YUM. In addition, we were granted a right of first refusal to develop and franchise in the PRC certain restaurant concepts that YUM may develop or acquire. On April 15, 2022, the Company and YUM, through their respective subsidiaries, entered into an amendment to the master license agreement to amend the development milestones for the Taco Bell brand, including a measurement condition of at least 225 stores by the end of 2025, subject to the terms of the agreement.

We were granted by YUM a royalty-free license to use the name and mark of “YUM” as part of our name, domain name and stock identification symbol pursuant to a name license agreement entered into between YUM and us on October 31, 2016. The name license agreement can be terminated by YUM in the event of, among other things, material breach of the agreement by us. Our use of certain other material intellectual property (including intellectual property in product recipes, restaurant operation and restaurant design) is likewise governed by the master license agreement with YUM.

We own registered trademarks and service marks relating to the Little Sheep and Huang Ji Huang brands and pay no license fee related to these brands. Collectively, these licensed and owned marks have significant value and are important to our business. Our policy is to pursue registration of our important intellectual property rights whenever feasible and to oppose vigorously any infringement of our rights.

## Competition

Data from the National Bureau of Statistics of China indicates that sales in the restaurant industry in China totaled approximately RMB 5,572 billion in 2024, representing an increase of 5% compared with prior year. Industry conditions vary by region, with local Chinese restaurants and western chains present, but we possess the largest market share (as measured by system sales). While branded QSR units per million population in China are well below that of the United States, the market remains highly competitive. We compete with respect to food taste, quality, value, service, convenience, restaurant location and concept, including delivery and shared kitchens. The restaurant business is often affected by changes in consumer tastes; national, regional or local economic conditions; demographic trends; traffic patterns; the type, number and location of competing restaurants; and disposable income. We compete not only for consumers but also for management and hourly personnel and suitable restaurant sites. KFC's competitors in China are primarily western QSR brands such as McDonald's, Dicos and Burger King, and to a lesser extent, domestic QSR brands in China. Pizza Hut primarily competes with western CDR brands, including Domino's and Papa John's, as well as other domestic CDR brands in China.

## Seasonality

Due to the nature of our operations, we typically generate higher sales during Chinese festivities, holiday seasons as well as summer months, but relatively lower sales and lower operating profit during the second and fourth quarters.

## Human Capital Management

As of December 31, 2024, the Company had more than 350,000 employees, including approximately 140,000 full-time employees and approximately 211,000 part-time restaurant crew members. The Company has continued to improve its operational efficiency by simplifying and centralizing certain operational and kitchen tasks, and leveraging technology to automate key processes. Through continuous innovation, we are fostering a more supportive and efficient environment for our employees, providing them with opportunities to thrive. The Company is also dedicated to offering fair and competitive compensation and benefits, along with tailored programs to support employees at all levels. In addition to our employees, we engage outsourced delivery riders and restaurant workers. While they are not included in our headcount, they are an integral part of our operations and receive training and caring, enabling us to adapt to diverse business and customer needs.

Our Board of Directors provides oversight on certain human capital matters, including inclusion and diversity, management succession planning, and our employee rewards and benefits program. Under the board's oversight, the Company regularly conducts a people planning review to attract, retain and develop a workforce that aligns with our values and strategies.

## Culture and People Philosophy

The Company is committed to the "People First" philosophy by implementing our principle of "Fair, Care, Pride." In 2022, we released our Human Rights Policy, highlighting our commitment to create a workplace and a community that respect and protect human rights, which includes providing a discrimination-free and harassment-free workplace, ensuring fair compensation, creating a safe and healthy working environment, encouraging a diverse and inclusive culture, equipping employees with future employability, respecting employees' freedom of association, prohibiting child labor and forced labor and engaging with the communities we serve and our stakeholders. Our Human Rights Policy is consistent with Yum China's Code of Conduct.

The Company endorses the Universal Declaration of Human Rights adopted by the United Nations and international human rights conventions, including the International Labor Organization Declaration on Fundamental Principles and Rights at Work. We proactively identify, prevent and mitigate human rights risks in the Company and throughout the value chain. The Company implements whistleblower policies to detect and deter violations of employees' rights, and investigates, addresses and responds to concerns raised by employees and takes appropriate corrective actions.

### ***Diversity, Inclusion and Equal Opportunities for All Employees***

The Company is committed to fostering a working environment that is professional, inclusive and non-discriminatory for employees. In our workplaces, differences are understood, appreciated and encouraged. Each employee, without regard to race, religion, color, age, gender or gender identity, disability, military or veteran status, sexual orientation, citizenship or national origin, is provided with fair opportunity on the Company's platform.

The Company is committed to equality by providing fair recruitment, training and promotion opportunities for all employees. By the end of 2024, our female employees represented more than 50% of the total workforce. The Company continues to make progress in nurturing talented leaders across all management levels. By the end of 2023, women holding director and above positions represented 53% of our senior management workforce.

### ***Barrier-free and Inclusive Workplace for People with Disabilities***

The Company strives to create a barrier-free and inclusive workplace for people with disabilities. The Company piloted the first "Angel Restaurant" in 2012, using modified equipment and operational processes, and provides training to assist "angel employees"—those with special needs—to perform a full range of jobs. By the end of 2024, we had opened 66 Angel Restaurants in 60 cities, providing jobs for over 300 people with special needs.

### ***Training and Development***

The Company values the growth of employees and continuously nurtures top talent through a systematic training system. Every employee is required to formulate a specific development goal to improve their competencies in addition to completing the key objectives of the role. We prepare employees not just for fulfilling current job requirements, but also for more challenging expanded job responsibilities in the future. In 2024, the number of total training hours totaled around 10 million.

### ***Building Talent Pipeline and Supporting Development***

The Company is well-known for its career development path—the "Bench Planning"—which enables most operation leaders to grow from within. Two signature programs—the KFC Business School and the Pizza Hut Management Institute—provide systematic training and development opportunities. A new college graduate can advance to RGMs in less than two years by participating in these programs and acquiring the operational, financial and managerial knowledge required for operating a restaurant. In the long run, the programs lay a solid foundation for their future success.

The Company provides continuous support to RGMs to unleash their potential. Through digitalization and automation, which help with streamlining operations, enhancing demand forecasting, inventory management, crew scheduling and food production, we empower our capable RGMs to manage multiple stores while upholding high operational standards. In addition, our centralized recruitment process frees up our RGMs from spending significant amount of time on administrative tasks, allowing them to focus on operational tasks.

The Company offers a tailored and fast-tracked YUMC Management Trainee Program for fresh graduate trainees in its marketing and supply chain functions. Through job rotations and targeted training, they are offered an opportunity to gain a thorough understanding of the business and build a foundation for becoming industry-leading professionals.

### *Digitally-powered Training Platform*

Our training programs have tapped into the digitalization trends through the mobile learning platform, with the goal of equipping employees with the knowledge and skills necessary in the digital era and enabling their sustainable career development. The employees can easily access these training programs, even during the pandemic when face-to-face training may not be available.

### *Continuing Education Program*

The Company sponsors a continuing education program to help employees obtain higher education degrees. By the end of 2024, around 5,000 employees were granted subsidies and achieved higher education degrees through our continuing education program. In addition, the Company also provides scholarships for eligible employees to achieve postgraduate degrees.

### *Total Rewards and Employee Benefits*

The Company is committed to equal pay for equal work. Based on annual market research, it provides employees with fair and competitive compensation and benefits, recognizing and rewarding their contributions, performance and efforts.

In line with relevant labor laws and regulations, we provide full-time employees with pension insurance, medical insurance, unemployment insurance, work injury insurance and maternity insurance. Part-time employees are covered by employer liability insurance. Employees also enjoy paid leaves in accordance with labor laws.

The Company has launched equity incentive schemes such as CEO Awards and RGM Restricted Stock Units (RSUs). The scheme is part of Yum China's long-standing commitment to its RGM No. 1 corporate culture. The Company believes that its RGMs serve as the most important leaders and are key contributors to its long-term success. In 2016, Yum China announced a grant of RSUs valued at \$2,000 to each qualified RGM. As of the end of 2024, this program has allowed more than 14,700 RGMs to become stockholders of Yum China. In addition, the Company granted RSUs valued at \$3,000 to all eligible RGMs starting in February 2021, covering approximately

5,600 RGMs as of the end of 2024. The turnover rate of RGMs was 9.7 % in 2024.

Meanwhile, the Company has established a comprehensive welfare and care system known as "YUMC Care," which offers employees benefits tailored to their life stage and individual needs. For example, the Company provides RMB 1 million medical insurance coverage for each RGM, family care scheme for restaurant management teams, and critical illness insurance for service team leaders. For office staff, the Company operates its flexible benefit platform, covering more than 7,000 employees. The platform allows employees to select benefits based on their individual needs, including family medical insurance, medical examination and recreational activities. Both office staff and RGMs are covered by the Company's housing subsidy scheme.

### *Health and Safety*

Protecting the health and safety of employees is the Company's top priority. Leveraging the Yum China Occupational Health and Safety ("OH&S") Management System, we provide necessary education, training, equipment and resources to help ensure that our employees, customers and partners fully understand and comply with relevant regulations, policies and procedures. We have also clearly defined the structure and accountability for the effective management of OH&S in Yum China. The Company regularly inspects and upgrades employees' protective equipment, carries out workplace safety reviews, and trains all employees on operational procedures and safety precautions.

In addition, Yum China's Employee Assistance Program ("EAP") continues to provide professional counseling and educational sessions to promote employees' physical and mental health. For example, by leveraging the EAP program, the Company was able to offer stress management tips to employees when they underwent quarantine during the pandemic.

### *Engagement and Wellbeing*

The Top Employers Institute has certified the Company as a Top Employer in China for the seventh consecutive year. In 2025, we were recognized as the second-ranked

workplace across all sectors in China for the first time and maintained our leading position as the top employer within the restaurant industry, showcasing our unwavering commitment to fostering an outstanding workplace and employee experience.

The Company maintains multiple communication channels with employees, including organizational forums such as RGM Convention and Founders' Day. The Company also ensures effective communication of business strategies and corporate messages through various digital platforms such as corporate WeChat, Apps and intranet portals.

## Environmental Matters

We strive to reduce the environmental impact of our business activities by incorporating sustainability into the daily operations of our restaurants, as well as focusing our efforts on climate action, supply chain collaboration, and circular economy.

### *Climate Action*

Our commitment to enhance climate action tops the list of our environmental sustainability priorities. We are committed to reaching net-zero value chain GHG emissions by 2050, and have set near-term science-based targets (SBTs) by 2035.

Our near-term SBTs are:

- To reduce absolute Scope 1 and 2 GHG emissions 63% by 2035 from a 2020 base year.
- To reduce Scope 3 GHG emissions from purchased goods 66.3% per ton of goods purchased by 2035 from a 2020 base year.

We have also established an abatement target for 2025, aiming for a 20% reduction in energy indirect GHG emissions per company-owned store by 2025 from a 2020 base year. This target is one of the performance indicators for our 2023 performance share units ("PSUs") awards, applicable to our leadership team members.

We have developed a 1.5°C-aligned decarbonization strategy and roadmap, focusing on energy efficiency

improvement, renewable energy investment and supplier collaboration. We have identified and assessed climate-related risks and opportunities in our operations and value chain in line with the recommendations of the Task Force on Climate-Related Financial Disclosure ("TCFD"). We continuously enhance disclosure transparency through our Sustainability Report, TCFD Report and CDP Questionnaires (including Climate Change, Water Security and Forests).

### *Supply Chain Collaboration*

We prioritize supply chain collaboration as a key strategy to achieve our 2050 net-zero goal. Through engaging, educating and empowering our suppliers, we work closely with them in joint efforts to drive low-carbon transformation throughout the entire value chain. Additionally, we have set an ambitious goal to achieve a zero-deforestation supply chain, with the aim of reducing carbon emissions resulting from upstream deforestation.

### *Circular Economy*

#### *Food Loss and Waste*

We are working toward the goal of a 10% reduction of our food waste per restaurant by 2030, as compared to a 2020 baseline, by exploring innovative initiatives for food loss reduction across different stages of the value chain. For example, we use AI/IoT technology to improve sales forecasting accuracy and inventory management, increase the proportion of cold chain transportation and use smaller fryers to avoid cooking an excessive amount of food. We continue to promote our food bank project by establishing pick-up stations at more restaurants under more brands, providing surplus food for free to residents in need. We also strive to explore solutions to recycle and reuse waste, such as recycling used cooking oil, coffee grounds and packaging waste as resources in the Company's value chain through collaboration with various stakeholders.

#### *Sustainable Packaging*

We continue to reduce the use of packaging through design optimization, material replacement, and innovative application methods. We are committed to ensuring that 100% of customer facing, plastic-based packaging is recyclable and refuse to purchase paper products from

suppliers that knowingly cause deforestation. We are working toward our target of a 30% reduction of non-degradable plastic packaging weight by 2025, as compared to a 2019 baseline.

## Nutrition

We advocate a balanced diet and healthy eating habits through product innovation, variety in offerings, industry communication, public education and other relevant measures. We are committed to reducing the use of salt and

sugar as part of our nutrition and health initiatives. We have increased the offering of grains, fruits, vegetables and beans in our menus to promote balanced food choices. We have collaborated with academic organizations to promote dietary health for 17 years. Chinese Nutrition Society—Yum China Dietary Health Foundation has now become one of the most influential specialized research foundations in China in the field of health and nutrition in the restaurant industry. We also cooperate with the China Foundation for Rural Development to encourage public donations to improve child nutrition in rural areas.

## Information about our Executive Officers

The executive officers of the Company as of February 27, 2025, and their ages and current positions as of that date, are as follows:

Name	Age	Title
Joey Wat	53	Chief Executive Officer
Adrian Ding	38	Acting Chief Financial Officer and Chief Investment Officer
Warton Wang	50	General Manager, KFC
Jeff Kuai	44	General Manager, Pizza Hut
Duoduo (Howard) Huang	52	Chief Supply Chain Officer
Leila Zhang	56	Chief Technology Officer
Pingping Liu	52	Chief Legal Officer
Jerry Ding	39	Chief People Officer
Xueling Lu	51	Controller and Principal Accounting Officer

*Joey Wat* has served as our Chief Executive Officer since March 2018 and as a member of our Board of Directors since July 2017. She served as our President and Chief Operating Officer from February 2017 to February 2018 and the Chief Executive Officer, KFC from October 2016 to February 2017, a position she held at Yum! Restaurants China, from August 2015 to October 2016. Ms. Wat joined Yum! Restaurants China in September 2014 as President of KFC China. Before joining Yum! Restaurants China, Ms. Wat served in both management and strategy positions at A.S. Watson Group (“Watson”), an international health, beauty and lifestyle retailer, in the U.K. from 2004 to 2014. Before joining Watson, Ms. Wat began her career in management consulting, including McKinsey & Company in Hong Kong. Ms. Wat obtained a master of management degree from Kellogg School of Management at Northwestern University.

*Adrian Ding* has served as our Acting Chief Financial Officer since October 2024, and Chief Investment Officer since February 2020. Mr. Ding joined the Company in March 2019 as Vice President of Corporate Finance. He also served as General Manager of the Company’s Lavazza joint venture from March 2022 to December 2024. Prior to joining the Company, Mr. Ding worked for Alibaba Group Holding Limited from 2018 to early 2019, and was responsible for strategic investments in the technology and media sectors. Before that, Mr. Ding gained extensive experience in investment banking, advising clients on a number of capital markets and M&A projects. Mr. Ding worked at UBS AG as a Director in Investment Banking. He also previously worked at Morgan Stanley and Citigroup Global Markets Asia Limited. Mr. Ding currently serves as a director of Fujian Sunner Development Co., Ltd. (Shenzhen Stock Exchange: 002299).

*Warton Wang* has served as the General Manager, KFC since May 2022. Mr. Wang served as our Chief Development Officer from July 2020 to June 2022. Mr. Wang joined KFC as an operations management trainee in 1998. He was promoted to Market Manager of KFC in 2007 and was appointed as a Regional Vice President, KFC Field Operations in 2015.

*Jeff Kuai* has served as the General Manager, Pizza Hut since November 2017. Mr. Kuai previously served as the General Manager, Pizza Hut Home Service from October 2016 to October 2017, a position he held at Yum! Restaurants China from January 2015 to October 2016. From March 2012 to August 2013, Mr. Kuai was Director of Delivery Support Center for Yum! Restaurants China, where he was instrumental in building its online ordering and e-commerce capabilities. Prior to that, Mr. Kuai spent nine years in the information technology department of Yum! Restaurants China, enhancing its information technology infrastructure and productivity.

*Duoduo (Howard) Huang* has served as our Chief Supply Chain Officer since November 2021. Mr. Huang served as Vice President, Pizza Hut Regional Operations, from June 2018 to November 2021. Before transferring to Pizza Hut, Mr. Huang held various leadership positions in KFC, including as General Manager of Nanjing and Wuxi markets. Mr. Huang joined Yum! Restaurants China in 1995.

*Leila Zhang* has served as our Chief Technology Officer since March 2018. Ms. Zhang served as Vice President, Information Technology from October 2016 to March 2018, a position she held at Yum! Restaurants China from 2014 to October 2016. Ms. Zhang joined YUM in 1996, held various positions in the information technology department, and began leading the department in February 2017. Prior to joining YUM, Ms. Zhang was an engineer with Inventec Electronics (Shanghai) from 1992 to 1996.

*Pingping Liu* has served as our Chief Legal Officer since January 2024. Ms. Liu joined the Company in May 2016 and served as Senior Legal Director of the Company. Ms. Liu also served as Corporate Secretary from May 2019 to March 2024. Ms. Liu has 20 years of experience in legal and compliance. From July 2005 to July 2013,

Ms. Liu worked at Shearman & Sterling LLP (now known as A&O Shearman). From September 2002 to June 2005, Ms. Liu worked at Arnold & Porter LLP. Ms. Liu is admitted to the District of Columbia Bar Association and the New York State Bar Association.

*Jerry Ding* has served as our Chief People Officer since August 2023. Mr. Ding served as Head of Corporate Strategy from November 2019 to July 2023 and brand leader of Taco Bell from November 2021 to May 2023. Prior to joining Yum China, Mr. Ding worked at McKinsey & Company for over six years, specializing in developing corporate-level strategies.

*Xueling Lu* has served as our Controller and Principal Accounting Officer since January 2018. Ms. Lu previously served as Senior Director, Finance of Yum China, a position she held since she joined the Company in November 2016. Prior to joining the Company, Ms. Lu was the Asia Pacific Controller of Lear Corporation from 2013 to 2016. Before joining Lear Corporation, Ms. Lu spent 10 years in public accounting with Ernst & Young, specializing in audits and initial public offerings of companies listed in the U.S., SEC reporting and Sarbanes-Oxley compliance. Ms. Lu is a certified public accountant in California and a member of the American Institute of Certified Public Accountants.

### ***Enforceability***

Our executive officers, including our Chief Executive Officer and Chief Financial Officer, and a majority of our directors reside within mainland China and/or Hong Kong or spend significant amounts of time in mainland China and/or Hong Kong. As a result, it may not be possible to effect service of process upon these persons, to obtain information from such persons necessary for investigations or lawsuits, or to bring lawsuits or enforcement actions or enforce judgments against such persons. For more information, see “Item 1A. Risk Factors—Risks Related to Doing Business in China—There may be difficulties in effecting service of legal process, conducting investigations, collecting evidence, enforcing foreign judgments or bringing original actions in China based on United States or other foreign laws against us and our management.”

## ***Our History***

Yum China was incorporated in Delaware on April 1, 2016. The Company separated from YUM on October 31, 2016 (the “separation”), becoming an independent, publicly traded company as a result of a pro rata distribution (the “distribution”) of all outstanding shares of Yum China common stock to shareholders of YUM. On October 31, 2016, YUM’s shareholders of record as of October 19, 2016 received one share of Yum China common stock for every one share of YUM common stock held as of the record date. Common stock of Yum China began trading under the ticker symbol “YUMC” on the New York Stock Exchange (“NYSE”) on November 1, 2016. On September 10, 2020, the Company completed its secondary listing on the Main Board of the Hong Kong Stock Exchange (“HKEX”) under the stock code “9987,” in connection with a global offering (the “Global Offering”) of shares of its common stock. On October 24, 2022, the Company’s voluntary conversion of its secondary listing status to a primary listing status on the HKEX became effective and the Company became a dual primary listed company on the NYSE and HKEX. On the same day, the Company’s shares of common stock traded on the HKEX were included in the Shanghai-Hong Kong Stock Connect and Shenzhen-Hong Kong Stock Connect.

## ***Available Information***

For important news and information regarding Yum China, including our filings with the SEC and the HKEX,

visit Yum China’s Investor Relations website at <http://ir.yumchina.com>. Yum China uses this website as a primary channel for disclosing key information to its investors, some of which may contain material and previously non-public information.

The Company makes available through the Investor Relations website its annual report on Form 10-K, quarterly reports on Form 10-Q, current reports on Form 8-K and amendments to those reports filed or furnished pursuant to Section 13(a) or 15(d) of the Exchange Act, as soon as reasonably practicable after electronically filing such material with the SEC. These reports may also be obtained by visiting the SEC’s website at <http://www.sec.gov>.

The reference to the Company’s website address and the SEC’s website address is for informational purposes only, does not constitute incorporation by reference of the information contained on the websites and should not be considered part of this Form 10-K. These documents, as well as our SEC filings, are available in print free of charge to any stockholder who requests a copy from our Investor Relations Department by contacting Yum China at 101 East Park Boulevard, Suite 805, Plano, Texas 75074, United States of America, Attention: Investor Relations.

## Item 1A. Risk Factors.

*You should carefully consider each of the following risks, as well as the information included elsewhere in this report, before deciding to invest in our common stock or otherwise in connection with evaluating our business. Based on the information currently known to us, we believe that the following information identifies the most material risk factors affecting us in each of these categories of risk. However, additional risks and uncertainties not presently known to us or that we currently believe to be immaterial may also adversely affect our business, financial condition or results of operations. In addition, past financial performance may not be a reliable indicator of future performance and historical trends should not be used to anticipate results or trends in future periods. If any of the following risks and uncertainties develops into actual events, these events could have a material adverse effect on our business, financial condition or results of operations. In such case, the trading price of our common stock could decline.*

### Summary of Risk Factors

We are exposed to a variety of risks, which have been separated into five general groups:

- Risks related to our business and industry, including (a) food safety and foodborne illness concerns, (b) significant failure to maintain effective quality assurance systems for our restaurants, (c) significant liability claims, food contamination complaints from our customers or reports of incidents of food tampering, (d) health concerns arising from outbreaks of viruses or other illnesses, (e) the fact that the operation of our restaurants is subject to the terms of the master license agreement with YUM, (f) the fact that substantially all of our revenue is derived from our operations in China, (g) the fact that our success is tied to the success of YUM's brand strength, marketing campaigns and product innovation, (h) shortages or interruptions in the availability and delivery of food products and other supplies, (i) fluctuation of raw materials prices, (j) our inability to attain our target development goals, the potential cannibalization of existing sales by aggressive development and the possibility that new restaurants will not be profitable, (k) risks associated with leasing real estate, (l) inability to obtain desirable restaurant locations on commercially reasonable terms, (m) labor shortages or increases in labor costs, (n) the fact that our success depends substantially on our corporate reputation and on the value and perception of our brands, (o) challenges and risks related to our franchise development, (p) the occurrence of security breaches and cyber-attacks, (q) failure to protect the integrity and security of our customer or employee personal, financial or other data or our proprietary or confidential information that is stored in our information systems or by third parties on our behalf, (r) failures or interruptions of service or security breaches in our information technology systems, (s) the fact that our business depends on the performance of, and our long-term relationships with, third-party mobile payment processors, internet infrastructure operators, internet service providers, delivery aggregators and third-party e-commerce platforms, (t) failure to provide timely and reliable delivery services by our restaurants, (u) our growth strategy with respect to our coffee business may not be successful, (v) the anticipated benefits of our acquisitions may not be realized in a timely manner or at all, (w) challenges and risks related to our new retail business, (x) use of GenAI technologies, (y) our inability or failure to recognize, respond to and effectively manage the impact of social media, (z) failure to comply with anti-bribery or anti-corruption laws, (aa) U.S. federal income taxes, changes in tax rates, disagreements with tax authorities and imposition of new taxes, (bb) changes in consumer discretionary spending and general economic conditions, (cc) the fact that the restaurant industry in which we operate is highly competitive, (dd) loss of or failure to obtain or renew any or all of the approvals, licenses and permits to operate our business, (ee) our inability to adequately protect the intellectual property we own or have the right to use,

- (ff) our licensor's failure to protect its intellectual property, (gg) seasonality and certain major events in China, (hh) our failure to detect, deter and prevent all instances of fraud or other misconduct committed by our employees, customers or other third parties, (ii) the fact that our success depends on the continuing efforts of our key management and experienced and capable personnel as well as our ability to recruit new talent, (jj) our strategic investments or acquisitions may be unsuccessful; (kk) our investment in technology and innovation may not generate the expected level of returns, (ll) fair value changes for our investment in equity securities, lower yields of our short-term investments or lower returns of our future long-term bank deposits and notes may adversely affect our financial condition and results of operations, and (mm) our operating results or net income may be adversely affected by our investment in equity method investees;
- Risks related to doing business in China, including (a) changes in Chinese political policies and economic and social policies or conditions, (b) the interpretation and enforcement of Chinese laws, rules and regulations may change from time to time with little advance notice, and the risk that the PRC government may intervene or influence our operations, which could result in a material change in our operations and/or the value of our securities to decline, (c) the audit report included in this Form 10-K is prepared by auditors who are located in China, and in the event the PCAOB is unable to inspect our auditors, our common stock will be subject to potential delisting from the New York Stock Exchange, (d) changes in political, business, economic and trade relations between the United States and China, (e) fluctuation in the value of the Chinese Renminbi, (f) the fact that we face increasing focus and evolving requirements on environmental sustainability issues, (g) limitation on our ability to utilize our cash balances effectively, including making funds held by our China-based subsidiaries unavailable for use outside of mainland China, due to interventions in or the imposition of restrictions and limitations by the PRC government on currency conversion and payments of foreign currency and RMB out of mainland China, (h) changes in the laws and regulations of China or non-compliance with applicable laws and regulations, (i) reliance on dividends and other distributions on equity paid by our principal subsidiaries in China to fund offshore cash requirements, (j) potential unfavorable tax consequences resulting from our classification as a China resident enterprise for Chinese enterprise income tax purposes, (k) uncertainty regarding indirect transfers of equity interests in China resident enterprises and enhanced scrutiny by Chinese tax authorities, (l) difficulties in effecting service of legal process, conducting investigations, collecting evidence, enforcing foreign judgments or bringing original actions in China against us, (m) the Chinese government may determine that the variable interest entity structure of Daojia does not comply with Chinese laws on foreign investment in restricted industries, (n) inability to use properties due to defects caused by non-registration of lease agreements related to certain properties, (o) risk in relation to unexpected land acquisitions, building closures or demolitions, (p) potential fines and other legal or administrative sanctions for failure to comply with Chinese regulations regarding our employee equity incentive plans and various employee benefit plans, (q) proceedings instituted by the SEC against certain China-based accounting firms, including our independent registered public accounting firm, could result in our financial statements being determined to not be in compliance with the requirements of the Exchange Act, (r) restrictions on our ability to make loans or additional capital contributions to our Chinese subsidiaries due to Chinese regulation of loans to, and direct investment in, Chinese entities by offshore holding companies and governmental administration of currency conversion, (s) difficulties in pursuing growth through acquisitions due to regulations regarding acquisitions, and (t) the PRC government has significant oversight and discretion to exert supervision over offerings of securities conducted outside of China and over foreign investment in China-based issuers, and may limit or completely hinder our ability to offer securities to investors, or cause the value of our securities to significantly decline; these risks are each discussed in detail in the section "Risks Related to Doing Business in China."
  - Risks related to the separation and related transactions, including (a) incurring significant tax liabilities if the distribution does not qualify as a transaction that is generally tax-free for U.S. federal income tax purposes and the Company could be required to indemnify YUM for

material taxes and other related amounts pursuant to indemnification obligations under the tax matters agreement, (b) being obligated to indemnify YUM for material taxes and related amounts pursuant to indemnification obligations under the tax matters agreement if YUM is subject to Chinese indirect transfer tax with respect to the distribution, (c) potential indemnification liabilities owing to YUM pursuant to the separation and distribution agreement, (d) the indemnity provided by YUM to us with respect to certain liabilities in connection with the separation may be insufficient to insure us against the full amount of such liabilities, (e) the possibility that a court would require that we assume responsibility for obligations allocated to YUM under the separation and distribution agreement, and (f) potential liabilities due to fraudulent transfer considerations;

- Risks related to our common stock, including (a) the fact that we cannot guarantee the timing or amount of dividends on, or repurchases of, our common stock, (b) the impact on the trading prices of our common stock due to different characteristics of the capital markets in Hong Kong and the U.S., (c) different interests between Primavera and other holders of our common stock, and (d) the existence of anti-takeover provisions that may discourage or delay acquisition attempts that you might consider favorable; and
- General risk factors.

## Risks Related to Our Business and Industry

***Food safety and foodborne illness concerns may have an adverse effect on our reputation and business.***

Foodborne illnesses, such as E. coli, hepatitis A and salmonella, have occurred and may re-occur within our system from time to time. In addition, food safety issues such as food tampering, contamination and adulteration occur or may occur within our system from time to time. Any report or publicity linking us, our restaurants, including restaurants operated by us or our franchisees, our suppliers and our competitors, to instances of foodborne illness

or food safety issues could adversely affect our restaurants' brands and reputations as well as our revenues and profits and possibly lead to product liability claims, litigation and damages. If a customer of our restaurants becomes ill from foodborne illnesses or as a result of food safety issues, restaurants in our system may be temporarily closed, which would decrease our revenues. In addition, instances or allegations of foodborne illness or food safety issues, real or perceived, involving our or YUM's restaurants, restaurants of competitors, or suppliers or distributors (regardless of whether we use or have used those suppliers or distributors), or otherwise involving the types of food served at our restaurants, could result in negative publicity that could adversely affect our sales. The occurrence of foodborne illnesses or food safety issues could also adversely affect the price and availability of affected ingredients, which could result in disruptions in our supply chain and/or lower margins for us and our franchisees.

In October 2019, China's State Council amended the Regulation for the Implementation of the Food Safety Law (the "Regulation of Food Safety Law"), which became effective on December 1, 2019. The Regulation of Food Safety Law outlines detailed rules for food safety risk monitoring and assessment, food safety standards, food production and food business, food inspection and other matters. Pursuant to the Regulation of Food Safety Law, certain violations of the food safety law may result in severe administrative and criminal penalties imposed on the Company, as well as its legal representatives, senior management members and other employees. If penalties are imposed on our senior management members, they may be prevented from performing their duties at the Company, which could in turn negatively affect our business operations. Such penalties could also have a material adverse impact on the Company's reputation.

***Any significant failure to maintain effective quality assurance systems for our restaurants could have a material adverse effect on our business, reputation, results of operations and financial condition.***

The quality and safety of the food we serve is critical to our success. Maintaining consistent food quality depends significantly on the effectiveness of our and our franchisees'

quality assurance systems, which in turn depends on a number of factors, including the design of our quality control systems and employee implementation and compliance with those quality control policies and guidelines. Our quality assurance systems include, but are not limited to, supplier/food processing plant quality assurance, logistics quality assurance, and restaurant quality assurance. There can be no assurance that our and our franchisees' quality assurance systems will prove to be effective. Any significant failure of or deviation from these quality assurance systems could have a material adverse effect on our business, reputation, results of operations and financial condition.

***Any significant liability claims, food contamination complaints from our customers or reports of incidents of food tampering could adversely affect our business, reputation, results of operations and financial condition.***

Being in the restaurant industry, we face an inherent risk of food contamination and liability claims. Our food quality depends partly on the quality of the food ingredients and raw materials provided by our suppliers, and we may not be able to detect all defects in our supplies. Any food contamination occurring in raw materials at our suppliers' food processing plants or during the transportation from food processing plants to our restaurants that we fail to detect or prevent could adversely affect the quality of the food served in our restaurants. Due to the scale of our and our franchisees' operations, we also face the risk that certain of our and our franchisees' employees may not adhere to our mandated quality procedures and requirements. Any failure to detect defective food supplies, or observe proper hygiene, cleanliness and other quality control requirements or standards in our operations could adversely affect the quality of the food we offer at our restaurants, which could lead to liability claims, complaints and related adverse publicity, reduced customer traffic at our restaurants, the imposition of penalties against us or our franchisees by relevant authorities and compensation awards by courts. Our sales have been significantly impacted by adverse publicity relating to supplier actions over the past decade. For example, our sales and perception of our brands were significantly impacted following

adverse publicity relating to the failure of certain upstream poultry suppliers to meet our standards in late 2012 as well as adverse publicity relating to improper food handling practices by another supplier in mid-2014. There can be no assurance that similar incidents will not occur again in the future or that we will not receive any food contamination claims or defective products from our suppliers in the future. Any such incidents could materially harm our business, reputation, results of operations and financial condition.

***Health concerns arising from outbreaks of viruses or other illnesses may have a material adverse effect on our business.***

Our business could be materially and adversely affected by the outbreak of a widespread health epidemic, such as COVID-19, avian flu or African swine flu. Outbreaks of contagious illness occur from time to time around the world, including in China where virtually all of our restaurants are located. The occurrence of such an outbreak or other adverse public health developments in China could materially disrupt our business and operations, including if government authorities impose mandatory closures, seek voluntary closures or impose restrictions on operations of restaurants. Furthermore, the risk of contracting viruses or other illnesses that may be transmitted through human contact could cause employees or guests to avoid gathering in public places or interacting with other people, which could materially and adversely affect restaurant guest traffic or the ability to adequately staff restaurants. An outbreak could also cause disruption in our supply chain, increase our raw material costs, increase operational complexity and adversely impact our ability to provide safety measures to protect our employees and customers, which could materially and adversely affect our continuous operations. Our operating costs may also increase as a result of taking precautionary measures to protect the health and wellbeing of our customers and employees during an outbreak. If an outbreak reaches pandemic levels, there may also be long-term effects on the economies of affected countries. Any of the foregoing within China would severely disrupt our operations and could have a material adverse effect on our business, results of operations, cash flows and financial condition. For example, starting in the first quarter of 2020 and

throughout 2021 and 2022, the COVID-19 pandemic significantly affected the Company's operations, resulting in severe impact on our financial results and caused significant volatility in our operations.

Even if a virus or other illness does not spread significantly, the perceived risk of infection or health risk may affect our business. Our operations could also be disrupted if any of our employees or employees of our business partners were suspected of having a contagious illness or susceptible to becoming infected with a contagious illness, since this could require us or our business partners to screen and/or quarantine some or all of such employees or disinfect our restaurant facilities.

With respect to the avian flu, public concern over an outbreak may cause fear about the consumption of chicken, eggs and other products derived from poultry, which could cause customers to consume less poultry and related products. This would likely result in lower revenues and profits. Avian flu outbreaks could also adversely affect the price and availability of poultry, which could negatively impact our profit margins and revenues.

***The operation of our restaurants is subject to the terms of the master license agreement which, if terminated or limited, would materially adversely affect our business, results of operations and financial condition.***

Under the master license agreement with YUM, we are required to meet a Sales Growth Metric, which requires the average annual Gross Revenue (as defined in the master license agreement) for each of the KFC, Pizza Hut and Taco Bell brands for each rolling five (5) calendar year period throughout the term of the master license agreement ("Measurement Period"), beginning January 1, 2017, to exceed the annual Gross Revenue of the calendar year immediately preceding the corresponding Measurement Period ("Benchmark Year"), unless otherwise agreed by the parties. To illustrate, the first Measurement Period was January 1, 2017 through December 31, 2021 (corresponding to the first Benchmark Year of January 1, 2016 through December 31, 2016) and the second Measurement Period is January 1, 2018 through December 31,

2022 (corresponding to the second Benchmark Year of January 1, 2017 through December 31, 2017).

The requirement regarding the Sales Growth Metric began at the end of the first Measurement Period on December 31, 2021. Within an agreed period after the beginning of each calendar year following December 31, 2021, and during the term of the master license agreement, we are required to provide to YUM a written statement with the calculations of the Sales Growth Metric. If our calculations indicate that any of these restaurant brands failed to meet the Sales Growth Metric (an "SGM Breach"), there is a mechanism under the master license agreement for us to explain and remediate such breach in good faith. YUM has the right to terminate the master license agreement in the event of an SGM Breach. In the event of two consecutive SGM Breaches for KFC, Pizza Hut or Taco Bell, YUM shall be entitled to exercise its right to eliminate or modify the exclusivity of the license granted to us and conduct and further develop the relevant restaurant brand in our licensed territory or license one or more third parties to do so. As a result of factors beyond the Company's control, namely the severe impact of the COVID-19 pandemic, there was a breach of the Sales Growth Metric requirement for the Measurement Period ended December 31, 2022 by Pizza Hut, which was waived by YUM.

The master license agreement may also be terminated upon the occurrence of certain events. We do not believe there has been any material breach of the master license agreement, and we actively monitor our compliance with the terms of the master license agreement on an on-going basis. Under the master license agreement, we have the right to cure any breach of the agreement, except for the dissolution, liquidation, insolvency or bankruptcy of the Company or upon the occurrence of an unauthorized transfer or change of control or other breach that YUM determines will not or cannot be cured. Upon the occurrence of a non-curable breach, YUM will have the right to terminate the master license agreement (or our rights to a particular brand) on delivery of written notice. Upon the occurrence of a curable breach, YUM will provide a notice of breach that sets forth a cure period that is reasonably tailored to the applicable breach. If we do not cure the breach, YUM will have the right to terminate the master license agreement (or our rights to a particular brand). The

master license agreement also contemplates remedies other than termination that YUM may use as appropriate. These remedies include: actions for injunctive and/or declaratory relief (including specific performance) and/or damages; limitations on our future development rights or suspension of restaurant operations pending a cure; modification or elimination of our territorial exclusivity; and YUM's right to repurchase from us the business operated under an affected brand at fair market value, less YUM's damages. In addition, under the master license agreement with YUM, as amended, we are required to have at least 225 Taco Bell restaurants by the end of 2025, subject to the terms of the agreement (the "2025 Measurement Condition"). As of December 31, 2024, there were 42 Taco Bell restaurants in China. If we do not meet the 2025 Measurement Condition or we are unable to renegotiate the terms of the 2025 Measurement Condition, YUM will have the right to terminate our right to enter into new Taco Bell sublicenses and territorial protections, and YUM will have a right to establish, operate or sublicense Taco Bell restaurants in China.

If the master license agreement (or our rights to a particular brand) were terminated, or any of our license rights were limited, our business, results of operations and financial condition would be materially adversely affected.

***We derive substantially all of our revenue from our operations in China and, as a result, our business is highly exposed to the risks of doing business in China.***

Virtually all of our restaurants are located, and our revenues and profits originate, in China. As a consequence, our financial results are dependent on our results in China, and our business is highly exposed to all of the risks of doing business there. These risks are described further under the section "Risks Related to Doing Business in China."

***Our success is tied to the success of YUM's brand strength, marketing campaigns and product innovation.***

The KFC, Pizza Hut and Taco Bell trademarks and related intellectual property are owned by YUM and licensed to

us in China, excluding Hong Kong, Macau and Taiwan. The value of these marks depends on the enforcement of YUM's trademark and intellectual property rights, as well as the strength of YUM's brands. Due to the nature of licensing and our agreements with YUM, our success is, to a large extent, directly related to the success of the YUM brand strength, including the management, marketing and product innovation success of YUM. Further, if YUM were to reallocate resources away from the KFC, Pizza Hut or Taco Bell brands, these brands and the license rights that have been granted to us could be harmed globally or regionally, which could have a material adverse effect on our results of operations and our competitiveness in China. In addition, strategic decisions made by YUM management related to its brands, marketing and restaurant systems may not be in our best interests and may conflict with our strategic plans.

***Shortages or interruptions in the availability and delivery of food products and other supplies may increase costs or reduce revenues.***

The products used in the operation of our restaurants are sourced from a wide variety of suppliers inside and outside of China. We are also dependent upon third parties to make frequent deliveries of food products and other supplies that meet our specifications at competitive prices. Shortages or interruptions in the supply of food products and other supplies to our restaurants could adversely affect the availability, quality and cost of items we use and the operations of our restaurants. Such shortages or disruptions could be caused by inclement weather, natural disasters such as fires, floods, drought and hurricanes, increased demand, labor shortages, problems in production or distribution, restrictions on imports or exports, government levies, political instability in the countries in which suppliers and distributors are located, the financial instability of suppliers and distributors, suppliers' or distributors' failure to meet our standards, product quality issues, inflation, other factors relating to the suppliers and distributors and the countries in which they are located, food safety warnings or advisories or the prospect of such pronouncements or other conditions beyond our control. Despite our efforts in developing multiple suppliers for the same items where and when possible, a shortage or interruption in the availability of certain food products or

supplies could still increase costs and limit the availability of products critical to restaurant operations, which in turn could lead to restaurant closures and/or a decrease in sales. In addition, failure by a principal supplier or distributor for us and/or our franchisees to meet its service requirements could lead to a disruption of service or supply until a new supplier or distributor is engaged, and any disruption could have an adverse effect on our business.

In addition, we centrally purchase the vast majority of food and paper products, then sell and deliver them to most of our restaurants. We believe this central procurement model allows us to maintain quality control and achieve better prices and terms through volume purchases. However, we may not be able to accurately estimate the demand from franchisees and unconsolidated affiliates, which may result in excessive inventory. We may also not be able to timely collect payments from franchisees and unconsolidated affiliates, which could have a material adverse effect on our business, results of operations and financial condition.

***The prices of raw materials fluctuate, which may adversely impact our profit margin.***

Our restaurant business depends on reliable sources of large quantities of raw materials such as protein (including poultry, pork, beef and seafood), cheese, oil, flour and vegetables (including potatoes and lettuce). Our raw materials are subject to price volatility caused by any fluctuation in aggregate supply and demand, or other external conditions, such as changes in international trade policies and international barriers to trade, the emergence of a trade war, climate and environmental conditions where weather conditions or natural events or disasters may affect expected harvests of such raw materials, as well as outbreak of viruses and diseases. For example, in 2019, the price of protein, including poultry, increased significantly in China as a result of the African swine flu. We cannot assure you that we will continue to purchase raw materials at reasonable prices, or that our raw materials prices will remain stable in the future. In addition, because we and our franchisees provide competitively priced food, our ability to pass along commodity price increases to our customers is limited. When commodity prices increase, we may not be able to recover the increased costs through

higher pricing in our products. If we are unable to manage the cost of our raw materials or to increase the prices of our products, it may have an adverse impact on our future profit margin.

***We may not attain our target development goals; aggressive development could cannibalize existing sales; and new restaurants may not be profitable.***

Expansion of our store network is a key component of our growth strategy. We are accelerating our store network expansion to reach our 20,000 store milestone by 2026. The successful development of new units depends in large part on our ability and our franchisees' ability to open new restaurants and to operate these restaurants profitably. We cannot guarantee that we, or our franchisees, will be able to achieve our expansion goals or that new restaurants will be operated profitably. Further, there is no assurance that any new restaurant will produce operating results similar to those of our existing restaurants. Other risks which could impact our ability to increase the number of our restaurants include prevailing economic conditions and our or our franchisees' ability to obtain suitable restaurant locations, negotiate acceptable lease or purchase terms for the locations, obtain required permits and approvals in a timely manner, hire and train qualified restaurant crews and meet construction schedules.

In addition, the new restaurants could impact the sales of our existing restaurants nearby. There can be no assurance that sales cannibalization will not occur or become more significant in the future as we increase our presence in existing markets in China.

Our growth strategy includes expanding our ownership and operation of restaurant units through organic growth by developing new restaurants that meet our investment objectives. We may not be able to achieve our growth objectives, and these new restaurants may not be profitable. The opening and success of new restaurants depends on various factors, including:

- our ability to obtain or self-fund adequate development financing;
- competition in current and future markets;

- our degree of penetration in existing markets;
- the identification and availability of suitable and economically viable locations;
- sales and margin levels at existing restaurants;
- the negotiation of acceptable lease or purchase terms for new locations;
- regulatory compliance regarding restaurant opening and operation;
- the ability to meet construction schedules;
- our ability to hire and retain qualified restaurant crews; and
- general economic and business conditions.

***We are subject to all of the risks associated with leasing real estate, and any adverse developments could harm our business, results of operations and financial condition.***

As a significant number of our restaurants are operating on leased properties, we are exposed to retail rental market conditions. As of year-end 2024, we leased over 13,800 properties in China for our Company-owned restaurants. For information regarding our leased properties, please refer to Item 2. “Properties.” Accordingly, we are subject to all of the risks generally associated with leasing real estate, including changes in the investment climate for real estate, demographic trends, trade zone shifts, central business district relocations, and supply or demand for the use of the restaurants, as well as potential liability for environmental contamination.

We generally enter into lease agreements with initial terms of 10 to 20 years. Over 5% of our existing lease agreements expire before the end of 2025. Most of our lease agreements contain an early termination clause that permits us to terminate the lease agreement early if the restaurant’s restaurant profit is negative for a specified

period of time. We generally do not have renewal options for our leases and need to negotiate the terms of renewal with the lessor, who may insist on a significant modification to the terms and conditions of the lease agreement.

The rent under the majority of our current restaurant lease agreements is generally payable in one of three ways: (i) fixed rent; (ii) the higher of a fixed base rent or a percentage of the restaurant’s annual sales revenue; or (iii) a percentage of the restaurant’s annual sales revenue. In addition to increases in rent resulting from fluctuations in annual sales revenue, certain of our lease agreements include provisions specifying fixed increases in rental payments over the respective terms of the lease agreements. While these provisions have been negotiated and are specified in the lease agreement, they will increase our costs of operation and therefore may materially and adversely affect our results of operation and financial condition if we are not able to pass on the increased costs to our customers. Certain of our lease agreements also provide for the payment of a management fee at either a fixed rate or fixed amount per square meter of the relevant leased property.

Where we do not have an option to renew a lease agreement, we must negotiate the terms of renewal with the lessor, who may insist on a significant modification to the terms and conditions of the lease agreement. If a lease agreement is renewed at a rate substantially higher than the existing rate, or if any existing favorable terms granted by the lessor are not extended, we must determine whether it is desirable to renew on such modified terms. If we are unable to renew leases for our restaurant sites on acceptable terms or at all, we will have to close or relocate the relevant restaurants, which would eliminate the sales that those restaurants would have contributed to our revenues during the period of closure, and could subject us to construction, renovation and other costs and risks. In addition, the revenue and any profit generated after relocation may be less than the revenue and profit previously generated before such relocation. As a result, any inability to obtain leases for desirable restaurant locations or renew existing leases on commercially reasonable terms could have a material adverse effect on our business, results of operations and financial condition.

***We may not be able to obtain desirable restaurant locations on commercially reasonable terms.***

We compete with other retailers and restaurants for suitable locations, and the market for retail premises is very competitive in China. Our competitors may negotiate more favorable lease terms than our lease terms, and some landlords and developers may offer priority or grant exclusivity to some of our competitors for desirable locations for various reasons beyond our control. We cannot provide assurance that we, or our franchisees, will be able to enter into new lease agreements for prime locations on commercially reasonable terms, if at all. If we, or our franchisees, cannot obtain desirable restaurant locations on commercially reasonable terms, our business, results of operations and ability to implement our growth strategy may be materially and adversely affected.

***Labor shortages or increases in labor costs could slow our growth and harm our business and results of operations.***

Restaurant operations are highly service-oriented, and our success depends in part upon our ability to attract, retain and motivate a sufficient number of qualified employees, including restaurant managers, and other crew members. The market for qualified employees in our industry is very competitive. Any future inability to recruit and retain qualified individuals may delay the planned openings of new restaurants and could adversely impact our existing restaurants. Any such delays, material increases in employee turnover rate in existing restaurants or widespread employee dissatisfaction could have a material adverse effect on our business and results of operations. Competition for qualified employees could also compel us to pay higher wages to attract or retain key crew members, which could result in higher labor costs.

We may also face challenges relating to temporary shortage of staff, including as a result of events outside our control. For example, due to widespread infections following the relaxation of COVID restrictions in China, we experienced a shortage of restaurant staff in December 2022.

The Chinese Labor Contract Law that became effective on January 1, 2008 and amended on December 28, 2012

formalizes workers' rights concerning overtime hours, pensions, layoffs, employment contracts and the role of trade unions, and provides for specific standards and procedures for employees' protection. Moreover, minimum wage requirements in China have increased and could continue to increase our labor costs in the future. The salary level of employees in the restaurant industry in China has been increasing in the past several years. We may not be able to increase our product prices enough to pass these increased labor costs on to our customers, in which case our business and results of operations would be materially and adversely affected.

In addition, our delivery business requires a large number of riders, which are either contracted with us or the aggregators' platforms to deliver orders for KFC or Pizza Hut stores. A shortage of riders could disrupt our delivery business and result in higher rider costs. Furthermore, an increase in the rates charged by the third-party rider companies could also result in higher delivery costs. Recent guidelines issued by regulatory authorities increased protection on rider safety and welfare, and the cost to comply with such requirements could be passed on to us.

***Our success depends substantially on our corporate reputation and on the value and perception of our brands.***

One of our primary assets is the exclusive right to use the KFC, Pizza Hut and Taco Bell trademarks in restaurants in China. Our success depends in large part upon our ability and our franchisees' ability to maintain and enhance the value of these brands and our customers' loyalty to these brands in China. Brand value is based in part on consumer perceptions on a variety of subjective qualities. Business incidents, whether isolated or recurring, and whether originating from us, our franchisees, competitors, suppliers and distributors or YUM and its other licensees or franchisees, competitors, suppliers and distributors outside China can significantly reduce brand value and consumer trust, particularly if the incidents receive considerable publicity or result in litigation. For example, our brands could be damaged by claims or perceptions about the quality or safety of our products or the quality of our suppliers and distributors, regardless of whether such claims or perceptions are true. Any such incidents (even if resulting from the actions of a competitor) could cause a

decline directly or indirectly in consumer confidence in, or the perception of, our brands and/or our products and reduce consumer demand for our products, which would likely result in lower revenues and profits. Additionally, our corporate reputation could suffer from a real or perceived failure of corporate governance or misconduct by a company officer, employee or representative.

***Franchise development may expose us to risks that could adversely affect our business, operating results and financial condition.***

As of December 31, 2024, approximately 15% of our restaurants were operated by franchisees. We anticipate that the franchise mix of net new stores will gradually increase to 40% to 50% for KFC and 20% to 30% for Pizza Hut over the next few years. The success of our franchise development depends on several factors, including our ability to attract new franchisees or retaining existing franchisees, our capability to manage our franchisees, including ensuring the consistency of the product and service quality across our company-owned and franchised stores, and our supply chain capabilities in places where franchisees operate stores. If our franchise development does not achieve the expected level of profitability, our business and operating results could be adversely affected.

In addition, our franchisees may not be able to manage and operate their stores successfully, or achieve expected business performance, which may result in reduced franchise income and revenues generated from transactions with franchisees. We also cannot guarantee that our franchisees will fully comply with relevant provisions in our agreements with them, including regarding various operational standards. If any of our franchisees engage in any type of misconduct or unlawful activities, or fail to comply with our operational standards, our reputation could be adversely affected, which in turn could adversely affect our operating results and financial conditions.

***The occurrence of security breaches and cyber-attacks could negatively impact our business.***

Information technology systems, including our mobile or online platforms, mobile payment and ordering systems,

loyalty programs and various other online processes and functions, are critical to our business and operations. For example, digital ordering accounted for 90% of total Company sales in 2024. As of year-end 2024, total membership of KFC and Pizza Hut exceeded 525 million and member sales accounted for 65% of KFC and Pizza Hut's system sales in 2024. As we continue to expand our digital initiatives, the risks relating to security breaches and cyber-attacks against our systems, both internal and those we have outsourced, may increase.

Because of our brand recognition in China, we are consistently subject to attempts to compromise our security and information systems, including denial of service attacks, viruses, malicious software or ransomware, and exploitations of system flaws or weaknesses. Error or malfeasance or other irregularities may also result in the failure of our or our third-party service providers' cybersecurity measures and may give rise to a cybersecurity incident. The techniques used to conduct security breaches and cyber-attacks, as well as the sources and targets of these attacks, change frequently and may not be recognized until launched against us or our third-party service providers. The rapid evolution and increased adoption of AI or GenAI technologies may intensify our cybersecurity risks. We or our third-party service providers may not have the resources or technical sophistication to anticipate or prevent rapidly evolving types of cyber-attacks. We have in the past and are likely again in the future to be subject to these types of attacks, although to date no attack has resulted in any material damages or remediation costs. The primary risks that could directly result from the occurrence of security breaches and cyber-attacks include operational interruption, financial losses, personal information leakage and non-compliance. The occurrence of such incidents could negatively impact our business operations and our relationships with customers, franchisees and employees, and damage our reputation. If we or our third-party service providers are unable to avert security breaches and cyber-attacks, we could incur significantly higher costs, including remediation costs to repair damage caused by the breach (including business incentives to make amends with affected customers and franchisees), costs to deploy additional personnel and network protection technologies, train employees and engage third-party experts and consultants, as well as litigation costs resulting from the incident. These costs, which could be

material, could adversely impact our results of operations in the period in which they are incurred and may not meaningfully limit the success of future attempts to breach our information technology systems.

***Unauthorized access to, or improper use, disclosure, theft or destruction of, our customer or employee personal, financial or other data or our proprietary or confidential information that is stored in our information systems or by third parties on our behalf could result in substantial costs, expose us to litigation and damage our reputation.***

We have been using, and plan to continue to use, digital technologies to improve the customer experience and drive sales growth. We, directly or indirectly, receive and maintain certain personal information about our customers in various information systems that we maintain and in those maintained by third-party service providers when, for example, receiving orders through mobile or online platforms, accepting digital payments, operating loyalty programs and conducting digital marketing programs. Our information technology systems, such as those we use for administrative functions, including human resources, payroll, accounting and internal and external communications, can contain personal, financial or other information of our over 350,000 employees. We also maintain important proprietary and other confidential information related to our operations and identifiable information about our franchisees. As a result, we face risks inherent in handling and protecting large volumes of information.

If our security and information systems or the security and information systems of third-party service providers are compromised for any reason, including as a result of data corruption or loss, security breach, cyber-attack or other external or internal methods, or if our employees, franchisees or service providers fail to comply with laws, regulations and practice standards, and this information is obtained by unauthorized persons, used or disclosed inappropriately or destroyed, it could subject us to litigation and government enforcement actions, cause us to incur substantial costs, liabilities and penalties and/or result in a

loss of customer confidence, any and all of which could adversely affect our business, reputation, ability to attract new customers, results of operations and financial condition.

In addition, the use and handling of this information is regulated by evolving and increasingly demanding laws and regulations. The Chinese government has focused increasingly on regulation in the areas of information security and protection, including by implementing the PRC Cybersecurity Law effective June 1, 2017, which imposes tightened requirements on data privacy and cybersecurity practices. There are uncertainties with respect to the application of the cybersecurity law in certain circumstances. In addition, the PRC Data Security Law, which took effect on September 1, 2021, imposes data security and privacy obligations on entities and individuals carrying out data activities (including activities outside of the PRC), requires a national security review of data activities that may affect national security, and imposes restrictions on data transmissions. Furthermore, the PRC Personal Information Protection Law, which took effect on November 1, 2021, sets out the regulatory framework for handling and protection of personal information and transmission of personal information, and many specific requirements of the law remain to be clarified by the CAC and other regulatory authorities. The Revised Cybersecurity Review Measures, which took effect on February 15, 2022, require critical information infrastructure operators procuring network products and services and online platform operators carrying out data processing activities, which affect or may affect national security, to conduct a cybersecurity review pursuant to the provisions therein. The Measures for Security Assessment for Outbound Data Transfer, which took effect on September 1, 2022, mandate mandatory government security review by the CAC in advance of certain cross-border data transfer activities. On September 24, 2024, the State Council issued the Regulations on the Administration of Network Data Security, which took effect on January 1, 2025, prescribing that the network data processors processing personal information of over 10 million individuals shall fulfill certain requirements for processing important data and require network data processors to take certain precautionary measures.

We have established a professional team to formulate and implement internal data security policies to comply with the regulations and policies issued by the CAC and other competent authorities, monitor our compliance practices and assess any non-compliance issues. We believe that we are compliant in all material respects with the applicable regulations and policies that have been issued by the CAC to date. As of the date of this Form 10-K, (i) we have not received any formal notice from any PRC cybersecurity regulator identifying us as a “critical information infrastructure operator” or requiring us to go through the cybersecurity review procedures pursuant to the Revised Cybersecurity Review Measures; and (ii) we are not aware of any investigations against us initiated by the CAC based on the Revised Cybersecurity Review Measures. The exact scope of “critical information infrastructure operators” under the current regulatory regime remains unclear, and the PRC government authorities may have wide discretion in the interpretation and enforcement of the applicable laws. Therefore, it is uncertain whether, in the future, we would be deemed to be a critical information infrastructure operator under Chinese laws. If we are deemed to be a critical information infrastructure operator under the PRC cybersecurity laws and regulations, we may be subject to obligations in addition to what we have fulfilled under the PRC cybersecurity laws and regulations.

Interpretation, application and enforcement of these laws, rules and regulations evolve from time to time and their scope may continually change, through new legislation, amendments to existing legislation or changes in enforcement. We have been taking and will continue to take reasonable measures to comply with applicable cybersecurity, data privacy and security laws. We cannot guarantee the effectiveness of the measures undertaken by us, and such measures may still be determined as insufficient, improper, or even as user-privacy invasive, by the relevant authorities, which may result in penalties against us.

Compliance with these laws, as well as additional regulations and standards regarding data privacy, data collection and information security that PRC regulatory bodies may enact in the future, may result in additional expenses to us as we may be required to upgrade our current information technology systems. Furthermore, as a result of legislative and regulatory rules, we may be required to notify the

owners of information of any breach, theft or loss of their information, which could harm our reputation, as well as subject us to litigation or actions by regulatory bodies and adversely affect our financial results.

We expect that cybersecurity, data privacy and security will continue to be a focus of regulators, as well as attract continued or greater public scrutiny and attention going forward, which could increase our compliance costs and subject us to heightened risks and challenges associated with information security and protection. If we are unable to manage these risks, we could become subject to penalties, including fines, suspension of business, shutdown of websites and revocation of required licenses, and our reputation and results of operations could be materially and adversely affected.

***Our operations are highly dependent upon our information technology systems and failures or interruptions of service or security breaches in our systems may interrupt our operations and harm our business.***

Our operations are dependent upon the successful and uninterrupted functioning of our computer and information technology systems. We rely heavily on information technology systems across our operations, including those we use for finance and accounting functions, supply chain management, point-of-sale processing, online and mobile platforms, mobile payment processing, loyalty programs and various other processes and functions, and many of these systems are interdependent on one another for their functionality. Additionally, the success of several of our initiatives to drive growth, including our priority to expand digital engagement with our customers, is highly dependent on the reliability, availability, integrity, scalability and capacity of our information technology systems. We also rely on third-party providers and platforms for some of these information technology systems and support.

Our operational safeguards may not be effective in preventing the failure of these systems to operate effectively and be continuously available to run our business. Such failures may be caused by various factors, including fire,

natural disaster, power loss, telecommunications failure, problems with transitioning to upgraded or replacement systems, physical break-ins, programming errors, flaws in third-party software or services, disruptions or service failures of technology infrastructure facilities, such as storage servers, provided by third parties, errors or malfeasance by our employees or third-party service providers or breaches in the security of these systems or platforms, including unauthorized entry and computer viruses. We cannot assure you that we will resolve these system failures and restore our systems and operations in an effective and timely manner. Such system failures and any delayed restore process could result in:

- additional computer and information security and systems development costs;
- diversion of technical and other resources;
- loss of customers and sales;
- loss or theft of customer, employee or other data;
- negative publicity;
- harm to our business and reputation;
- negative impact on the availability and the efficiency of our restaurant operations; and
- exposure to litigation claims, government investigations and enforcement actions, fraud losses or other liabilities.

We will continue to upgrade and improve our information technology systems to support our business growth. However, we cannot assure you that we will be successful in executing these system upgrades and improvement strategies and the foregoing risks could intensify while we execute those upgrades and improvements. In particular, our systems may experience interruptions during upgrades, and the new technologies or infrastructures may not be fully integrated with the existing systems on a timely basis, or at all. If we are unsuccessful in upgrading and improving our systems, our ability to increase comparable store sales, improve operations, implement cost controls and grow our business may be constrained.

***Our business depends on the performance of, and our long-term relationships with, third-party mobile payment processors, internet infrastructure operators, internet service providers, delivery aggregators and third-party e-commerce platforms.***

Digital payments, including mobile payments, accounted for approximately 99% of Yum China Company sales in 2024. The ability to accept mobile payments is critical to our business. We accept payments through third-party mobile payment processors, such as WeChat Pay, Alipay and Union Pay. If we fail to extend or renew the agreements with these mobile payment processors on acceptable terms, if these mobile payment processors are unwilling or unable to provide us with payment processing service or impose onerous requirements on us in order to access their services, or if they increase the fees they charge us for these services, our business and results of operations could be harmed.

Our business depends on the performance and reliability of the internet infrastructure in China. Almost all access to the internet in China is maintained through state-owned telecommunications operators under administrative control, and we obtain access to end-user networks operated by such telecommunications operators and internet service providers to give customers access to our websites. The satisfactory performance, availability and reliability of our websites, online platforms and Apps depends on telecommunications operators and other third-party providers for communications and storage capacity, including bandwidth and server storage, among other things. If we are unable to enter into and renew agreements with these providers on acceptable terms, if any of our existing agreements with such providers are terminated as a result of our breach or otherwise, or if these providers experience problems with the functionality and effectiveness of their systems or platforms, our ability to provide our services to our customers could be adversely affected. The failure of telecommunications operators to provide us with the requisite bandwidth could also interfere with the speed and availability of our websites and Apps. Frequent interruptions could frustrate customers and discourage them from attempting to place orders, which could cause us to lose customers and harm our operating results.

Furthermore, to the extent we rely on the systems of third parties in areas such as mobile payment processing, online and mobile delivery ordering, telecommunications and wireless networks, any defects, failures and interruptions in their systems could result in similar adverse effects on our business. Sustained or repeated system defects, failures or interruptions could materially impact our operations and results of operations.

Additionally, we have no control over the costs of the services provided by the telecommunications operators. If the prices that we pay for telecommunications and internet services rise significantly, our profit margins could be adversely affected. In addition, if internet access fees or other charges to internet users increase, our user traffic may decrease, which in turn may significantly decrease our revenues.

Our delivery business depends on the performance of, and our long-term relationships with, third-party delivery aggregators. We allow our products to be listed on and ordered through their mobile or online platforms. In addition, we sell and promote our products on third-party e-commerce platforms. If we fail to extend or renew the agreements with these delivery aggregators or e-commerce platforms on acceptable terms, or at all, our business and results of operations may be materially and adversely affected. Any increase in the fees charged by these delivery aggregators or e-commerce platforms could negatively impact our operating results.

***Our restaurants offer delivery services. Major failures to provide timely and reliable delivery services by us may materially and adversely affect our business and reputation.***

As of year-end 2024, over 85% of KFC restaurants and over 90% of Pizza Hut restaurants offer delivery services. Delivery contributed to approximately 39% of KFC and Pizza Hut Company sales for 2024. Customers may order delivery service through KFC and Pizza Hut's Apps and WeChat mini programs. We have also partnered with third-party delivery aggregators, allowing our products to be listed on and ordered through their online platforms.

Interruptions or failures in our delivery services could prevent the timely or successful delivery of our products.

These interruptions may be due to unforeseen events that are beyond our control or the control of third-party aggregators and outsourced riders, such as inclement weather, natural disasters, transportation disruptions or labor unrest. The occurrence of food safety or product quality issues may also result in interruptions or failures in our delivery service. If our products are not delivered on time and in proper condition, customers may refuse to accept our products and have less confidence in our services, in which case our business and reputation may be adversely affected.

***Our growth strategy with respect to our coffee business may not be successful.***

We are committed to making coffee a meaningful part of our business. We are building a coffee portfolio to capture the underserved coffee market in China across different customer segments. In addition to offering coffee products at our KFC stores, we developed and expanded KCOFFEE Cafes from approximately 50 cafes in 2023 to about 700 cafes in 2024. We also partnered with Lavazza Group to explore and develop the Lavazza coffee concept in China to offer a premium and authentic Italian coffee experience since 2020. As of December 31, 2024, there were 112 Lavazza stores in China. We are targeting to open 1,000 Lavazza stores in the next few years, which may require significant capital and management attention.

Operating a coffee business in China is intensely competitive, including with respect to product quality, innovation, service, convenience and price, and we face significant and increasing competition from both new and well-established coffee brands. The success of our coffee business depends in large part on our ability to compete effectively, secure optimal locations, introduce new coffee products that are well-received by customers and assure reliable coffee supply at competitive prices.

We developed COFFii & JOY as our standalone specialty coffee concept starting in 2018 and subsequently decided to wind down its operations and closed all stores in 2022. We may not be able to successfully execute our growth strategy with respect to our coffee business, achieve our growth targets or generate expected returns in the near term or at all. In such cases, our business, results of operations and financial condition may be adversely affected.

***The anticipated benefits of our acquisitions may not be realized in a timely manner or at all.***

In May 2017, we acquired a controlling interest in Daojia with the expectation that the acquisition will further enhance our digital and delivery capabilities, and accelerate growth by building know-how and expertise in the expanding delivery market. In 2018 and 2019, due to declining sales as a result of intensified competition among delivery aggregators, we recorded impairment charges of \$23 million and wrote down the Daojia reporting unit goodwill and intangible assets to zero. In April 2020, we completed the acquisition of a 93.3% interest in Huang Ji Huang, a leading Chinese-style casual dining franchise business, for cash consideration of \$185 million. With this acquisition, we aim to gain a stronger foothold and enhanced know-how in the Chinese dining space and create synergies. Achieving those anticipated benefits is subject to a number of uncertainties. The operation of the acquired businesses could also involve further unanticipated costs and divert management's attention away from day-to-day business concerns. We cannot assure you that we will be able to achieve the anticipated benefits of any business acquisitions. Additional information about the Company's goodwill and intangible assets acquired from our acquisitions is included in Note 8 to the Consolidated Financial Statements in Part II, Item 8. We evaluate indefinite-lived intangible assets and goodwill for impairment on an annual basis or more often if an event occurs or circumstances change that indicates impairment might exist. In the event these assets are impaired, our financial results could be adversely impacted.

***Our new retail business may expose us to challenges and risks and may adversely affect our business, results of operations and financial condition.***

In order to drive growth from off-premise occasions, we launched packaged foods to capture at-home consumption demand. Our new retail business exposes us to challenges and risks associated with, for example, anticipating customer demand and preferences, managing inventory and handling more complex supply, quality control, product return and delivery service issues. We are relatively new to this business and our lack of experience may make

it more difficult for us to keep pace with evolving customer demands and preferences. We may misjudge customer demand, resulting in inventory buildup and possible inventory write-downs and write-offs. We may also experience higher return rates on these products, receive more customer complaints about them and face costly product liability claims as a result of selling them, which would harm our brands and reputation as well as our financial performance. Furthermore, we rely on third parties to provide logistics and delivery services for our new retail products. Any major disruptions or delays or quality issues in our third-party logistics operations may adversely affect our business and reputation. If we do not successfully address challenges and risks specific to the new retail business and compete effectively, our business, results of operations and financial condition may be adversely affected.

***Our use of GenAI technologies presents new risks and challenges to our business.***

We use GenAI technologies to innovate new business scenarios and solutions, such as media creatives generation, digital avatars, customer feedback analysis and customer service. The use of GenAI may be affected by global trends and applicable laws. We may become subject to new or heightened legal, ethical or other challenges arising out of the perceived or actual impact of AI on intellectual property, privacy, and employment, among other issues, and we may experience brand or reputational harm, be subject to legal liabilities or increased costs associated with those issues. Furthermore, if we fail to leverage GenAI technologies as effectively or rapidly as our peers, our competitiveness could be materially and adversely impacted.

***Our inability or failure to recognize, respond to and effectively manage the impact of social media could materially adversely impact our business and results of operations.***

As a customer-facing industry, the Company is heavily reliant on its brand, the perception of which may be significantly impacted by social media. In recent years, there has been a marked increase in the use of social media platforms and other forms of internet-based

communications, which allow individual access to a broad audience of consumers and other interested persons. Many social media platforms immediately publish the content their subscribers and participants' post, often without filters or checks on accuracy of the content posted. Information posted on such platforms at any time may be adverse to our interests and/or may be inaccurate. The online dissemination of negative comments about our brands and business, including inaccurate or malicious information, could generate negative publicity which could harm our business, reputation, prospects, results of operations and financial condition. It may be difficult to address such negative publicity, including as a result of fictitious media content, including content produced by GenAI, across media channels. The damage may be immediate and intense, without affording us an opportunity for redress or correction, and we may not be able to recover from any negative publicity in a timely manner or at all. If we fail to recognize, respond to and effectively manage the accelerated impact of social media, our reputation, business and results of operation could be materially and adversely affected.

Other risks associated with the use of social media include improper disclosure of proprietary information, exposure of personally identifiable information, fraud, hoaxes or malicious exposure of false information. The inappropriate use of social media by our customers or employees could increase our costs, lead to litigation or result in negative publicity that could damage our reputation and adversely affect our results of operations.

***Failure to comply with anti-bribery or anti-corruption laws could adversely affect our business and results of operations.***

The U.S. Foreign Corrupt Practices Act and similar Chinese laws and other similar applicable laws prohibiting bribery of government officials and other corrupt practices are the subject of increasing emphasis and enforcement around the world. Although we continue to implement policies and procedures designed to duly comply with these laws, there can be no assurance that our employees, contractors, agents or other third parties will not take actions in violation of our policies or applicable law, particularly as we expand our operations through organic growth and acquisitions. Any such violations or suspected violations could subject us to civil or criminal

penalties, including substantial fines and significant investigation costs, and could also materially damage our brands, as well as our reputation and prospects, business and results of operations. Publicity relating to any non-compliance or alleged noncompliance could also harm our reputation and adversely affect our business and results of operations.

***As a U.S. company with operations concentrated in China, we are subject to both U.S. federal income tax and Chinese enterprise income tax, which could result in relatively higher taxes compared to companies operating primarily in the U.S.***

Yum China is a Delaware corporation that indirectly owns the subsidiaries that conduct our business in China and is subject to both U.S. federal income tax and Chinese enterprise income tax. While U.S. tax law generally exempts all of the foreign-source dividends paid to the U.S. parent company, with operations primarily in China, we continue to be subject to the Chinese enterprise income tax at a rate of 25% generally and an additional 10% withholding tax on any earnings repatriated outside of China levied by the Chinese tax authorities, subject to any reduction or exemption set forth in relevant tax treaties or tax arrangements. This may put Yum China at a relative disadvantage compared to companies operating primarily in the U.S., which are currently subject to a U.S. corporate income tax rate of 21%.

In addition, U.S. tax law provides anti-deferral, anti-base erosion and other provisions that may subject the U.S. parent company to additional U.S. taxes under certain circumstances. We are assessed with tax on GILTI earned by certain foreign subsidiaries, and it causes our effective tax rate to increase and affect the amount of any distributions available to our stockholders.

***Tax matters, including changes in tax rates, disagreements with tax authorities and imposition of new taxes could impact our results of operations and financial condition.***

We are subject to income taxes as well as non-income based taxes, such as VAT, customs duty, property tax,

stamp duty, environmental protection tax, withholding taxes and obligations and local surcharges, in China and income tax and other taxes in the U.S. and other jurisdictions. We are also subject to reviews, examinations and audits by Chinese tax authorities, the IRS and other tax authorities with respect to income and non-income based taxes, including transfer pricing. Our operations in respective jurisdictions generally remain subject to examination for tax years as far back as 2006, some of which years are currently under audit by local tax authorities. If Chinese tax authorities, the IRS or other tax authorities disagree with our tax positions, we could face additional tax liabilities, including interest and penalties. Payment of such additional amounts upon final settlement or adjudication of any disputes could have a material adverse impact on our results of operations and financial condition.

In addition, we are directly and indirectly affected by new tax legislation and regulation and the interpretation of tax laws and regulations worldwide. For example, in 2017, the U.S. Tax Act implemented broad reforms to the U.S. corporate income tax system and significantly altered how U.S. multinational corporations are taxed on foreign earnings. On August 16, 2022, the Inflation Reduction Act of 2022 (the “IRA”) was signed into law in the U.S. The IRA contains certain tax measures, including a corporate alternative minimum tax on certain large corporations and an excise tax on net share repurchases. In addition, the OECD’s Pillar Two initiative introduces a 15% global minimum tax applied on a jurisdiction-by-jurisdiction basis and for which many jurisdictions (including jurisdictions in which we have operations or presence) have now committed to an effective enactment date starting January 1, 2024. The details of the computation of these taxes will be subject to regulations to be issued by the tax authorities in respective country. Any increases in tax rates or changes in tax laws or the interpretations thereof could have a material adverse impact on our results of operations and financial condition.

Moreover, the tax regime in China is rapidly evolving and there can be significant uncertainty for taxpayers in China as Chinese tax laws may change significantly or be subject to uncertain interpretations. Effective May 1, 2016, VAT reform has been rolled out to cover all business sectors nationwide to completely replace the BT that has his-

torically been applied to certain industries. The interpretation and application of the new VAT regime are not settled at some local governmental levels. On December 25, 2024, China enacted the prevailing VAT regulations into the VAT Law, which will come into effect on January 1, 2026. In terms of tax rates, the VAT Law maintains the existing rates of 13%, 9% and 6%. However, since the VAT Law is relatively new and the detailed implementation rules are yet to be released, uncertainty still remains with respect to its interpretation, implementation and enforcement. Changes in legislation, regulation or interpretation of existing laws and regulations in the U.S., China, and other jurisdictions where we are subject to taxation could increase our taxes and have an adverse effect on our results of operations and financial condition.

***Our results of operations may be adversely impacted by changes in consumer discretionary spending and general economic conditions.***

Purchases at our restaurants are discretionary for consumers and, therefore, our results of operations are susceptible to economic slowdowns and recessions. Our results of operations are dependent upon discretionary spending by consumers, which may be affected by general economic conditions in China. Some of the factors that impact discretionary consumer spending include unemployment rates, fluctuations in the level of disposable income, the price of gasoline, stock market performance and changes in the level of consumer confidence. These and other macroeconomic factors could have an adverse effect on our sales, profitability or development plans, which could harm our results of operations and financial condition.

***The restaurant industry in which we operate is highly competitive.***

The restaurant industry in which we operate is highly competitive with respect to price and quality of food products, new product development, advertising levels and promotional initiatives, customer service, reputation, restaurant location, and attractiveness and maintenance of properties. We cannot assure you that we will continue to develop new products and maintain an attractive menu to suit changing customer tastes, nutritional trends, dine-in

or at-home consumption patterns and general customer demands in China. Our failure to anticipate, identify, interpret and react to these changes could lead to reduced guest traffic and demand for our restaurants. Even if we do correctly anticipate, identify, interpret and react to these changes, there can be no assurance that our restaurants are able to compete successfully with other restaurant outlets in new and existing markets. As a result, our business could be adversely affected. We also face growing competition as a result of convergence in grocery, convenience, deli and restaurant services, including the offering by the grocery industry of convenient meals, including pizzas and entrees with side dishes. Competition from food delivery aggregators, other food delivery services and shared kitchens in China has also increased in recent years, all of which offer a wide variety of cuisine types across different brands, particularly in urbanized areas. Increased competition could have an adverse effect on our sales, profitability or development plans, which could harm our results of operations and financial condition.

In addition, changes in diet, whether due to increased awareness about nutrition and healthy lifestyles, use of weight loss drugs or other factors, may influence demands for our products and offerings, and further affect our business and results of operations. If we are unable to respond to such changes in consumer taste and preferences in a timely manner or at all, or if our competitors are able to address these concerns more effectively, our business, financial condition and results of operations may be materially and adversely affected.

Any inability to successfully compete with the other restaurants, food delivery aggregators, other food delivery services and shared kitchens in our markets may prevent us from increasing or sustaining our revenues and profitability and could have a material adverse effect on our business, results of operations, financial condition and/or cash flows. We may also need to modify or refine elements of our restaurant system in order to compete with popular new restaurant styles or concepts, including delivery aggregators, that develop from time to time. There can be no assurance that we will be successful in implementing any such modifications or that such modifications will not reduce our profitability.

***We require various approvals, licenses and permits to operate our business and the loss of or failure to obtain or renew any or all of these approvals, licenses and permits could adversely affect our business and results of operations.***

In accordance with the laws and regulations of China, we are required to maintain various approvals, licenses, permits, registrations and filings in order to operate our restaurant business. Each of our restaurants in China is required to obtain (1) the relevant food business license; (2) the environmental protection assessment and inspection registration or approval; and (3) the fire safety inspection acceptance approval or other alternatives. Some of our restaurants which sell alcoholic beverages are required to make further registrations or obtain additional approvals. These licenses and registrations are achieved upon satisfactory compliance with, among other things, the applicable food safety, hygiene, environmental protection, fire safety and alcohol laws and regulations. Most of these licenses are subject to periodic examinations or verifications by relevant authorities and are valid only for a fixed period of time and subject to renewal and accreditation.

We did not obtain these licenses or approvals for a limited number of our restaurants in a timely manner in the past and there is no assurance that we or our franchisees will be able to obtain or maintain any of these licenses in the future. Rapidly evolving laws and regulations, and inconsistent interpretations and enforcements thereof could impede our ability to obtain or maintain the required permits, licenses and certificates required to conduct our businesses in China. Difficulties or failure in obtaining the required permits, licenses and certificates could result in our inability to continue our business in China in a manner consistent with past practice. In such an event, our business and results of operations may be adversely affected. If (i) we have inadvertently concluded that such permissions, approvals, licenses or permits have been acquired or are not required, or (ii) applicable laws, regulations, or interpretations change and we are required to obtain such permissions, approvals, licenses or permits in the future, then we may have to expend time and costs to procure them. If we are unable to do so on commercially

reasonable terms or in a timely manner, it could cause significant disruption to our business operations and damage our reputation, which would in turn have a material adverse effect on our business, results of operations and financial condition.

***We may not be able to adequately protect the intellectual property we own or have the right to use, which could harm the value of our brands and adversely affect our business and operations.***

We believe that our brands are essential to our success and our competitive position. The fact that our trademarks are duly registered may not be adequate to protect these intellectual property rights. In addition, third parties may infringe upon the intellectual property rights we own or have the right to use or misappropriate the proprietary knowledge we use in our business, primarily our proprietary recipes, which could have a material adverse effect on our business, results of operations or financial condition.

We are required under the master license agreement with YUM to police, protect and enforce the trademarks and other intellectual property rights used by us, and to protect trade secrets. Such actions to police, protect or enforce could result in substantial costs and diversion of resources, which could negatively affect our sales, profitability and prospects. Furthermore, the laws governing intellectual property rights in China is evolving and subject to interpretation, and could involve substantial risks to us. Even if actions to police, protect or enforce are resolved in our favor, we may not be able to successfully enforce the judgment and remedies awarded by the court and such remedies may not be adequate to compensate us for our actual or anticipated losses.

In addition, we may face claims of infringement that could interfere with the use of the proprietary know-how, concepts, recipes or trade secrets we use in our business. Defending against such claims may be costly and, if we are unsuccessful, we may be prohibited from continuing to use such proprietary information in the future or be forced to pay damages, royalties or other fees for using such proprietary information, any of which could negatively affect our sales, profitability and prospects.

***Our licensor may not be able to adequately protect its intellectual property, which could harm the value of the KFC, Pizza Hut and Taco Bell brands and branded products and adversely affect our business, results of operations and financial condition.***

The success of our business depends in large part on our continued ability to use the trademarks, service marks, recipes and other components of the KFC, Pizza Hut and Taco Bell branded systems that we license from YUM pursuant to the master license agreement we entered into in connection with the separation.

We are not aware of any assertions that the trademarks, menu offerings or other intellectual property rights we license from YUM infringe upon the proprietary rights of third parties, but third parties may claim infringement by us or YUM in the future. Any such claim, whether or not it has merit, could be time consuming, result in costly litigation, cause delays in introducing new menu items in the future or require us to enter into additional royalty or licensing agreements with third parties. As a result, any such claims could have a material adverse effect on our business, results of operations and financial condition.

***Our results of operations may fluctuate due to seasonality and certain major events in China.***

Our sales are subject to seasonality. For example, we typically generate higher sales during Chinese festivities, holiday seasons as well as summer months, but relatively lower sales and lower operating profit during the second and fourth quarters. As a result of these fluctuations, softer sales during a period in which we have historically experienced higher sales (such as the disruption in operations from the COVID-19 outbreak) would have a disproportionately negative effect on our full-year results, and comparisons of sales and results of operations within a financial year may not be able to be relied on as indicators of our future performance. Any seasonal fluctuations reported in the future may differ from the expectations of our investors.

***We may be unable to detect, deter and prevent all instances of fraud or other misconduct committed by our employees, customers or other third parties.***

As we operate in the restaurant industry, we usually receive and handle relatively large amounts of cash in our daily operations. Instances of fraud, theft or other misconduct with respect to cash can be difficult to detect, deter and prevent, and could subject us to financial losses and harm our reputation.

We may be unable to prevent, detect or deter all such instances of misconduct. Any such misconduct committed against our interests, which may include past acts that have gone undetected or future acts, may have a material adverse effect on our business and results of operations.

***Our success depends on the continuing efforts of our key management and experienced and capable personnel as well as our ability to recruit new talent.***

Our future success is significantly dependent upon the continued service of our key management as well as experienced and capable personnel generally. If we lose the services of any member of key management, we may not be able to locate suitable or qualified replacements, and may incur additional expenses to recruit and train new staff, which could severely disrupt our business and growth. If any of our key management joins a competitor or forms a competing business, we may lose customers, know-how and key professionals and staff members. Our rapid growth also requires us to hire, train, and retain a wide range of talent who can adapt to a dynamic, competitive and challenging business environment and are capable of helping us conduct effective marketing and management. We will need to continue to attract, train and retain talent at all levels as we expand our business and operations. We may need to offer attractive compensation and other benefits packages, including share-based compensation, to attract and retain them. We also need to provide our employees with sufficient training to help them to realize their career development and grow with us. Any

failure to attract, train, retain or motivate key management and experienced and capable personnel could severely disrupt our business and growth.

***From time to time we may evaluate and potentially consummate strategic investments or acquisitions, which may be unsuccessful and adversely affect our operation and financial results.***

To complement our business and strengthen our market-leading position, we may form strategic alliances or make strategic investments and acquisitions from time to time. Some of the risks and uncertainties that could cause actual results to differ materially include, but are not limited to, the fact that the integration of the target company may require significant time, attention and resources, potentially diverting management's attention from the conduct of our business, and the expected synergies from the acquisition may not be realized. We may experience difficulties in integrating our operations with new investments or acquired businesses, implementing our strategies or achieving expected levels of revenues, profitability, productivity or other benefits. Therefore, we cannot assure you that our investments or acquisitions will benefit our business strategy, generate sufficient revenues to offset the associated investment or acquisition costs, or otherwise result in the intended benefits.

***Our investment in technology and innovation may not generate the expected level of returns.***

We have invested and intend to continue to invest significantly in technology systems and innovation to enhance digitalization and the guest experience and improve the efficiency of our operations. We cannot assure you that our investments in technology and innovation will generate sufficient returns or have the expected effects on our business operations, if at all. If our technology and innovation investments do not meet expectations for the above or other reasons, our prospects and share price may be materially and adversely affected.

***Fair value changes for our investment in equity securities, lower yields of our short-term investments or lower returns of our future long-term bank deposits and notes may adversely affect our financial condition and results of operations.***

We may invest in equity securities from time to time. In September 2018, we invested in the equity securities of Meituan Dianping, the fair value of which is determined based on the closing market price for the shares at the end of each reporting period, with subsequent fair value changes recorded in our consolidated statements of income. We recorded a pre-tax gain of \$38 million, a pre-tax loss of \$50 million and \$27 million for the years ended 2024, 2023 and 2022, respectively. We also invest in short-term investments, such as time deposits, and long-term bank deposits and notes. Our short-term investments and long-term bank deposits and notes as of December 31, 2024 amounted to \$1,121 million and \$1,088 million, respectively. We cannot guarantee that our investment in equity securities will not experience fair value losses, which may adversely affect our period-to-period earnings, financial condition and results of operations. In addition, our short-term investments may earn yields lower than anticipated, and our future long-term bank deposits and notes return may decline due to lower interest rates. Failures to realize the benefits we expected from these investments may adversely affect our financial results.

***Our operating results or net income may be adversely affected by our investment in equity method investees.***

We apply the equity method to account for the investments in equity method investees over which we have significant influence but do not control. Our share of the earnings or losses and share of changes in other comprehensive income or losses of these equity method investees are included in net income in our consolidated statements of income and other comprehensive income or losses, respectively. Even if there is no cash flow from equity method investees until dividends are received, the performance of equity method investees may affect our results of operations or net income through our equity method

accounting. In addition, we evaluate our investments in equity method investees for impairment whenever events or circumstances indicate that a decrease in the fair value of an investment has occurred which is other than temporary. We consider various factors including, among other things, the magnitude and duration of the decline in market value, the financial condition and near-term prospects of the equity method investees and our intent and ability to retain the investments. In the event these investments are impaired, our financial results could be adversely impacted. In addition, when we acquire additional equity interest in equity method investees to obtain control, it may result in gain or loss from re-measurement of our previously held equity interest and thus have a significant impact on our operating results or net income.

## **Risks Related to Doing Business in China**

***Changes in Chinese political policies and economic and social policies or conditions may materially and adversely affect our business, results of operations and financial condition and may result in our inability to sustain our growth and expansion strategies.***

Substantially all of our long-lived assets and business operations are located in China. Accordingly, our business, results of operations, financial condition and prospects may be influenced to a significant degree by political, economic and social conditions in China generally, by continued economic growth in China as a whole, and by geopolitical stability in the region. For example, our results of operations in the third quarter of 2016 were adversely impacted by an international court ruling in July 2016 regarding claims to sovereignty over the South China Sea, which triggered a series of regional protests and boycotts in China, intensified by social media, against a few international companies with well-known western brands.

The Chinese economy, markets and levels of consumer spending are influenced by many factors beyond our control, including current and future economic conditions,

political uncertainty, unemployment rates, inflation, fluctuations in the level of disposable income, taxation, foreign exchange administration, and changes in interest and currency exchange rates. The Chinese economy differs from the economies of most developed countries in many respects, including the level of government involvement, level of development, growth rate, foreign exchange administration and fiscal measures and allocation of resources. Although the Chinese government has implemented measures since the late 1970s emphasizing the utilization of market forces for economic reform, the restructuring of state assets and state-owned enterprises, and the establishment of improved corporate governance in business enterprises, a significant portion of productive assets in China is still owned or controlled by the Chinese government. The Chinese government also exercises control or influence over Chinese economic growth through allocating resources, administering payment of foreign currency-denominated obligations, setting monetary and fiscal policies, regulating financial services and institutions and providing differentiated treatment to particular industries or companies.

While the Chinese economy has experienced significant growth in recent decades, growth has been uneven, both geographically and among various sectors of the economy. The Chinese government has implemented various measures to encourage economic growth and guide the allocation of resources. Some of these measures benefit the overall Chinese economy but may also have a negative effect on us. Our results of operations and financial condition could be materially and adversely affected by government administration on capital investments or changes in tax regulations that are applicable to us. In recent years, Chinese economic growth has slowed and any prolonged slowdown in the Chinese economy may reduce the demand for our products and adversely affect our business, results of operations and financial condition. Restaurant dining, and specifically casual dining, is discretionary for customers and tends to be higher during periods in which favorable economic conditions prevail. Customers' tendency to become more cost-conscious as a result of an economic slowdown or decreases in disposable income may reduce our customer traffic or average revenue per customer, which may adversely affect our revenues.

***The interpretation and enforcement of Chinese laws, rules and regulations may change from time to time, which could have a material adverse effect on us.***

Substantially all of our operations are conducted in China, and are governed by Chinese laws, rules and regulations. Our subsidiaries are subject to laws, rules and regulations applicable to foreign investment in China. The Chinese legal system is a civil law system based on written statutes. Unlike common law systems, it is a system in which legal cases may be cited for reference but have limited value as precedents. In the late 1970s, the Chinese government began to promulgate a comprehensive system of laws and regulations governing economic matters in general. The overall effect of legislation over the past four decades has significantly increased the protections afforded to various forms of foreign or private-sector investment in China. However, since these laws and regulations are relatively new and the Chinese legal system continues to rapidly evolve, the interpretations of many laws, regulations and rules are subject to changes from time to time.

From time to time, we may have to resort to administrative and court proceedings to interpret and/or enforce our legal rights. However, since Chinese administrative and court authorities have discretion within their scope of authority in interpreting and implementing statutory and contractual terms, it may be difficult to evaluate the outcome of administrative and court proceedings, and the level of legal protection we enjoy. Such uncertainties, including uncertainty over the scope and effect of our contractual, property (including intellectual property) and procedural rights, and any failure to respond to changes in the regulatory environment in China could materially and adversely affect our business and impede our ability to continue our operations. Any administrative and court proceedings in China may be protracted, resulting in substantial costs and diversion of resources and management attention.

***The audit report included in this Form 10-K is prepared by auditors who are located in China, and in the event the PCAOB is unable to inspect our auditors, our common stock will be subject to potential delisting from the New York Stock Exchange.***

As an auditor of companies that are publicly traded in the United States and a firm registered with the PCAOB, our independent registered public accounting firm is required under the laws of the United States to undergo regular inspections by the PCAOB. However, because substantially all of our operations are conducted within China, our independent registered public accounting firm's audit documentation related to their audit report included in this Form 10-K is located in China. Prior to 2022, the PCAOB was unable to conduct full inspections in China or review audit documentation located within China without the approval of Chinese authorities, which was not granted. Accordingly, prior to 2022, the PCAOB had not inspected our independent registered public accounting firm or reviewed documentation related to the audit of our financial statements.

Inspections of other auditors conducted by the PCAOB outside of China have at times identified deficiencies in those auditors' audit procedures and quality control procedures, which may be addressed as part of the inspection process to improve future audit quality. The previous lack of PCAOB inspections of audit work undertaken in China prevented the PCAOB from evaluating our auditor's audits and its quality control procedures. Without the benefit of PCAOB inspections, stockholders may lose confidence in our reported financial information and procedures and the quality of our financial statements. Additionally, pursuant to the HFCAA and related legislation, a company whose auditor is unable to be inspected for two consecutive years may have its securities delisted from the U.S. national securities exchanges.

In 2022, the PCAOB announced that it signed a Statement of Protocol with the CSRC and the Ministry of Finance, which it described as the first step toward opening access for the PCAOB to inspect and investigate completely registered public accounting firms in mainland China and

Hong Kong and subsequently vacated its 2021 determination that the positions taken by authorities in mainland China and Hong Kong prevented it from inspecting and investigating completely registered public accounting firms headquartered in those jurisdictions.

In view of the PCAOB's decision to vacate its 2021 determination and until such time as the PCAOB issues any new adverse determination, the SEC has stated that there are no issuers at risk of having their securities subject to a trading prohibition under the HFCAA. However, whether the PCAOB will continue to be able to satisfactorily conduct inspections of PCAOB-registered public accounting firms headquartered in mainland China and Hong Kong is subject to uncertainty and depends on a number of factors out of our control.

If the PCAOB in the future makes another determination it is not able to inspect and investigate completely registered public accounting firms in mainland China and Hong Kong, the Company will again become a Commission-Identified Issuer and subject to potential delisting pursuant to the HFCAA. Such delisting would limit the liquidity of our common stock and our access to U.S. capital markets, and could increase the volatility of the trading price of our stock, and as a result the market price of our common stock could be materially adversely affected.

***Changes in political, business, economic and trade relations between the United States and China may have a material adverse impact on our business, results of operations and financial condition.***

We cannot predict the possible changes in the economic, regulatory, social and political environment in the United States and China, nor can we predict their potential impact on political, economic and trade relations between the United States and China and on our business.

The United States and China have imposed new or higher tariffs on goods imported from each other, including tariff increases announced by both countries in early 2025. If the United States or China continues imposing such tariffs, or if additional tariffs or trade restrictions are

implemented by the United States or by China, the resulting trade barriers could have a significant adverse impact on our business. The adoption and expansion of trade restrictions and tariffs, quotas and embargoes, sanctions, the occurrence of a trade war, or other governmental action related to tariffs or trade agreements or policies, has the potential to adversely impact costs, our suppliers and the world economy in general, which in turn could have a material adverse effect on our business, results of operations and financial condition.

During President Trump's first term in office, he signed executive orders banning transactions by any person, or with respect to any property, subject to the jurisdiction of the United States with respect to WeChat, and with persons that develop or control the following Chinese-connected software applications: Alipay, CamScanner, QQ Wallet, SHAREit, Tencent QQ, VMate, WeChat Pay, and WPS Office, some of which are critical to the operation of our business. These executive orders were revoked on June 9, 2021 by former President Biden, who then signed an executive order directing the Department of Commerce to launch a national security review of apps with links to foreign adversaries (which is defined to include China) and issue recommendations for regulatory and legislative action to address the associated risks. Digital ordering, including delivery, mobile orders and kiosk orders, accounted for approximately 90% of total Company sales in 2024, and digital payments, including mobile payments, accounted for approximately 99% of Yum China Company sales in 2024. As a result, the implementation of this executive order could adversely affect our business in a material way.

Additionally, China has enacted laws and regulations to respond to foreign sanctions and extraterritorial measures, including the Anti-Foreign Sanctions Law dated June 10, 2021. For details, please refer to “—Changes in the laws and regulations of China or noncompliance with applicable laws and regulations may have a significant impact on our business, results of operations and financial condition, and may cause the value our securities to decline.” At this time, we do not know the extent to which our operations will be impacted by these laws and regulations.

We cannot foresee whether and how developments in similar policy actions or any other policy actions taken by

the U.S. or Chinese government will impact our business and financial performance. In addition, changes in political, business, economic and trade relations between the U.S. and China, including the potential for heightened tensions under the current U.S. administration, may trigger negative customer sentiment towards western brands in China, potentially resulting in a negative impact on our business, results of operations and financial condition. For example, our results of operations in the third quarter of 2016 were adversely impacted by an international court ruling in July 2016 regarding claims to sovereignty over the South China Sea, which triggered a series of regional protests and boycotts in China, intensified by social media, against a few international companies with well-known western brands.

Furthermore, the risks and uncertainties associated with U.S.-China political, business, economic and trade relations may negatively impact investor sentiment towards China-based companies listed in the U.S., which could in turn adversely affect the demand, price and trading volume of our shares.

### ***Fluctuation in the value of RMB may result in foreign currency exchange losses.***

The conversion of the Renminbi (“RMB”) into foreign currencies, including U.S. dollars, is based on rates set by the People's Bank of China (“PBOC”). Historically, the exchange rate between RMB and the U.S. dollar has showed higher volatility in certain years while staying within a narrow range in other years. The value of RMB against the U.S. dollar and other currencies is affected by changes in China's political and economic conditions and by China's foreign exchange policies, among other things. It is difficult to predict how market forces or Chinese or U.S. government policy may impact the exchange rate between RMB and the U.S. dollar in the future.

Substantially all of our revenues and costs are denominated in RMB. As a Delaware holding company, we may rely on dividends and other fees paid to us by our subsidiaries in China. Any significant revaluation of RMB may materially affect our cash flows, revenues, earnings and financial position, and the value of, and any dividends payable on, our common stock in U.S. dollars. For

example, an appreciation of RMB against the U.S. dollar would make any new RMB-denominated investments or expenditures more costly to us, to the extent that we need to convert U.S. dollars into RMB for such purposes. Conversely, a significant depreciation of RMB against the U.S. dollar may significantly reduce the U.S. dollar equivalent of our earnings, which in turn could adversely affect the price of our common stock. If we decide to convert RMB into U.S. dollars for the purpose of making payments for dividends and share repurchases of our common stock, strategic acquisitions or investments or other business purposes, the appreciation of the U.S. dollar against RMB would have a negative effect on U.S. dollar amounts available to us.

Hedging options available in China may not fully reduce our exposure to exchange rate fluctuations. In addition, our currency exchange loss may be magnified by Chinese exchange administration regulations that restrict our ability to convert RMB into foreign currency. As a result, fluctuations in exchange rates and regulations on exchange may have a material adverse effect on your investment.

***The increasing focus and evolving requirements on environmental sustainability issues may create operational challenges for us, increase our costs and harm our reputation.***

There has been increasing public focus by governmental and non-governmental organizations and other stakeholders on environmental sustainability matters, including climate change and a circular economy. We are and may become subject to changing rules, regulations, standards and expectations with respect to environmental sustainability matters, related disclosures and operational regulations, which have resulted in, and are likely to continue to result in, an increase in expenses, time and attention associated with satisfying these rules, regulations and expectations. We also face challenges in making commitments and risks in setting appropriate targets to meet stakeholder expectations. We have publicly communicated certain sustainability commitments and goals. For example, in 2021, we committed to a near-term GHG reduction goal by 2035 in line with SBTi criteria to limit

global temperature rise to 1.5°C above pre-industrial levels. Taking actions to meet these commitments and goals could expose us to additional operational challenges and execution costs. Furthermore, the achievement of these commitments and goals are subject to uncertainties, many of which are outside of our control and may prove to be more difficult and costly than we anticipate. If we are unable to achieve our commitments, our reputation, business or financial condition may be adversely affected.

***Interventions in or the imposition of restrictions and limitations by the PRC government on currency conversion and payments of foreign currency and RMB out of mainland China may limit our ability to utilize our cash balances effectively, including making funds held by our China-based subsidiaries unavailable for use outside of mainland China, which could limit or eliminate our ability to pay dividends and affect the value of your investment.***

The Chinese government imposes controls on the convertibility of RMB into foreign currencies and, in certain cases, the remittance of both foreign currency and RMB out of mainland China. Under our current corporate structure as a Delaware holding company, our income is primarily derived from the earnings from our Chinese subsidiaries. Substantially all revenues of our Chinese subsidiaries are denominated in RMB. Shortages in the availability of foreign currency and administration on payments out of mainland China may restrict the ability of our Chinese subsidiaries to remit sufficient foreign currency and/or RMB to pay dividends or to make other payments to us, or otherwise to satisfy their obligations. Under existing Chinese foreign exchange regulations, payments of current account items, including profit distributions, license fee payments and expenditures from trade-related transactions, generally can be made in foreign currencies or RMB without prior approval from SAFE and the PBOC by complying with certain procedural requirements. However, for any Chinese company, dividends can be declared and paid only out of the retained earnings of that company under Chinese laws. Furthermore, approval from SAFE or its local branch may

be required where RMB are to be converted into foreign currencies, and approval from SAFE and the PBOC or their branches may be required where foreign currency and/or RMB are to be remitted out of mainland China. Specifically, under the existing restrictions, without a prior approval from SAFE and the PBOC, cash generated from the operations of our subsidiaries in China may not be used to pay dividends to Yum China, pay the license fee to YUM, pay employees who are located outside mainland China, pay off debt owed by our subsidiaries to entities outside mainland China, or make capital expenditures outside mainland China.

The Chinese government may also at its discretion restrict access in the future to foreign currencies or further restrict payments of foreign currency and RMB out of mainland China. If the foreign exchange administration system prevents us from obtaining sufficient foreign currency to satisfy our currency demands or restricts us from paying the license fee to YUM, we may not be able to pay dividends to our stockholders, fulfill our license fee payment obligation, pay out service fees to vendors and repay our indebtedness when due, and, to the extent we undertake such activities, to make investments or acquisitions outside China.

Furthermore, because repatriation of funds and payment of license fees may require the prior approval of SAFE and PBOC, such repatriation and payment could be delayed, restricted or limited. There can be no assurance that the rules and regulations pursuant to which SAFE and PBOC grant or deny approvals will not change in a way that adversely affects the ability of our Chinese subsidiaries to repatriate funds out of mainland China or pay license fees. Any such limitation could materially and adversely affect our ability to pay dividends or otherwise fund and conduct our business.

***Changes in the laws and regulations of China or noncompliance with applicable laws and regulations may have a significant impact on our business, results of operations and financial condition, and may cause the value of our securities to decline.***

Our business and operations are subject to the laws and regulations of China, which continue to evolve and are

subject to change from time to time. The Chinese government may intervene or influence our operations, which could result in a material change in our operations. Recently, the Chinese government has increased its regulatory focus on matters including anti-monopoly and unfair competition rules, cybersecurity and regulation of variable interest entities and has initiated various regulatory actions, statements and enforcement proceedings to regulate business operations in China with little advance notice.

For example, Chinese regulators, including the CAC, have been increasingly focused on regulation in the areas of data security and data protection, and are enhancing the protection of privacy and data security by rulemaking and enforcement actions at central and local levels. We expect that these areas will receive greater and continued attention from regulators and the public going forward, which could increase our compliance costs and subject us to heightened risks and challenges associated with data security and protection. For more information regarding risks relating to cybersecurity and related regulation, see “—The PRC government has significant oversight and discretion to exert supervision over offerings of our securities conducted outside of China and foreign investment in China-based issuers, and may limit or completely hinder our ability to offer securities to investors, which may cause the value of such securities to significantly decline” and “—Risks Related to Our Business and Industry—Unauthorized access to, or improper use, disclosure, theft or destruction of, our customer or employee personal, financial or other data or our proprietary or confidential information that is stored in our information systems or by third parties on our behalf could result in substantial costs, expose us to litigation and damage our reputation.”

Chinese regulators have also focused recently on enforcement of anti-monopoly and unfair competition rules, which may affect our ability to carry out our investment and acquisition strategy, and on regulation of variable interest entities. For more information, see “—Risks Related to Doing Business in China—Regulations regarding acquisitions may impose significant regulatory approval and review requirements, which could make it more difficult for us to pursue growth through acquisitions” and “—The Chinese government may determine that the variable interest entity structure of Daojia does not comply with Chinese laws on foreign investment in restricted industries.”

Additionally, on January 9, 2021, MOFCOM issued the Rules on Blocking Improper Extraterritorial Application of Foreign Legislation and Other Measures (the “Blocking Rules”), which established a blocking regime in China to counter the impact of foreign sanctions on Chinese persons. Furthermore, on June 10, 2021, the Standing Committee of the National People’s Congress of China promulgated the Anti-Foreign Sanctions Law, prohibiting any organization or individual from implementing or providing assistance in implementation of discriminatory restrictive measures taken by any foreign state against the citizens or organizations of China. The effects of these laws and regulations remain unclear. At this time, we do not know the extent to which the Anti-Foreign Sanctions Law and the Blocking Rules will impact our operations.

The continuation of our operations also depends upon compliance with, among other things, applicable Chinese environmental, health, safety, labor, social security, pension and other laws and regulations. There is no assurance that we will be able to comply fully with existing or future applicable laws and regulations. In addition, the interpretations of many laws and regulations and enforcement of these laws and regulations may change from time to time. Changing legal and regulatory requirements could force us to make material changes to our operations. Additionally, failure to comply with such laws and regulations could result in fines, penalties or lawsuits. In such an event, our business, results of operations and financial condition may be adversely affected, which could cause the value of our securities to decline.

***We rely to a significant extent on dividends and other distributions on equity paid by our principal operating subsidiaries in China to fund offshore cash requirements.***

We are a holding company and conduct all of our business through our operating subsidiaries. We rely to a significant extent on dividends and other distributions on equity paid by our principal operating subsidiaries for our cash requirements. As noted above, distributions to us from our subsidiaries may result in incremental tax costs.

The laws, rules and regulations applicable to our Chinese subsidiaries permit payments of dividends only out of

their accumulated profits, if any, determined in accordance with applicable Chinese accounting standards and regulations. In addition, under Chinese laws, an enterprise incorporated in China is required to set aside at least 10% of its after-tax profits each year, after making up previous years’ accumulated losses, if any, to fund certain statutory reserve funds, until the aggregate amount of such a fund reaches 50% of its registered capital. As a result, our Chinese subsidiaries are restricted in their ability to transfer a portion of their net assets to us in the form of dividends. At the discretion of the board of directors, as an enterprise incorporated in China, each of our Chinese subsidiaries may allocate a portion of its after-tax profits based on Chinese accounting standards to staff welfare and bonus funds. These reserve funds and staff welfare and bonus funds are not distributable as cash dividends. Any limitation on the ability of our Chinese subsidiaries to pay dividends or make other distributions to us could limit our ability to make investments or acquisitions outside of China that could be beneficial to our business, pay dividends, or otherwise fund and conduct our business.

In addition, the EIT Law and its implementation rules provide that a withholding tax at a rate of 10% will be applicable to dividends payable by Chinese companies to companies that are not China resident enterprises unless otherwise reduced according to treaties or arrangements between the Chinese central government and the governments of other countries or regions where the non-China resident enterprises are incorporated. Hong Kong has a tax arrangement with mainland China that provides for a 5% withholding tax on dividends distributed to a Hong Kong resident enterprise, upon meeting certain conditions and requirements, including, among others, that the Hong Kong resident enterprise directly owns at least 25% equity interests of the Chinese enterprise and is a “beneficial owner” of the dividends. We believe that our principal Hong Kong subsidiary, which is the equity holder of our Chinese subsidiaries operating substantially all of our KFC and Pizza Hut restaurants, met the relevant requirements pursuant to the tax arrangement between the mainland China and Hong Kong in 2018 and is expected to meet the requirements in subsequent years, thus, it is more likely than not that our dividends or earnings expected to be repatriated to our principal Hong Kong subsidiary since 2018 are subject to the reduced withholding tax of 5%. However, if the Hong Kong subsidiary is not considered to

be the “beneficial owner” of the dividends by the Chinese local tax authority, any dividend paid to it by our Chinese subsidiaries would be subject to a withholding tax rate of 10% with retrospective effect, which would increase our tax liability and reduce the amount of cash available to our company.

Restrictive covenants in bank credit facilities, joint venture agreements or other arrangements that we or our subsidiaries may enter into in the future may also restrict the ability of our subsidiaries to pay dividends or make distributions or remittances to us. These restrictions could reduce the amount of dividends or other distributions we receive from our subsidiaries, which in turn could restrict our ability to return capital to our stockholders in the future.

***Under the EIT Law, if we are classified as a China resident enterprise for Chinese enterprise income tax purposes, such classification would likely result in unfavorable tax consequences to us and our non-Chinese stockholders.***

Under the EIT Law and its implementation rules, an enterprise established outside China with a “de facto management body” within China is considered a China resident enterprise for Chinese enterprise income tax purposes. A China resident enterprise is generally subject to certain Chinese tax reporting obligations and a uniform 25% enterprise income tax rate on its worldwide income. Furthermore, under the EIT Law, if we are a China resident enterprise (i) dividends paid by us to our non-Chinese stockholders would be subject to a 10% dividend withholding tax or a 20% individual income tax if the stockholder is an individual and (ii) such non-Chinese stockholders may become subject to Chinese tax and filing obligations as well as withholding with respect to any disposition of our stock, subject to certain treaty or other exemptions or reductions.

Yum China and each subsidiary of Yum China that is organized outside of China intends to conduct its management functions in a manner that does not cause it to be a China resident enterprise, including by carrying on its day-to-day management activities and maintaining its key

records, such as resolutions of its board of directors and resolutions of stockholders, outside of China. As such, we do not believe that Yum China or any of its non-Chinese subsidiaries should be considered a China resident enterprise for purposes of the EIT Law. However, given the uncertainty regarding the application of the EIT Law to us and our future operations, there can be no assurance that we or any of our non-Chinese subsidiaries will not be treated as a China resident enterprise now or in the future for Chinese tax law purposes.

***We and our stockholders face uncertainty with respect to indirect transfers of equity interests in China resident enterprises through transfer of non-Chinese-holding companies. Enhanced scrutiny by the Chinese tax authorities may have a negative impact on potential acquisitions and dispositions we may pursue in the future.***

In February 2015, the STA issued Bulletin 7, pursuant to which an “indirect transfer” of Chinese taxable assets, including equity interests in a China resident enterprise, by a non-resident enterprise may be re-characterized and treated as a direct transfer of Chinese taxable assets, if such arrangement does not have reasonable commercial purpose and the transferor avoids payment of Chinese enterprise income tax. Where a non-resident enterprise conducts an “indirect transfer” of Chinese interests by disposing of equity interests in an offshore holding company that directly or indirectly owns Chinese interests, the transferor, transferee and/or the China resident enterprise may report such indirect transfer to the relevant Chinese tax authority, which may in turn report upward to the STA. Using general anti-tax avoidance provisions, the STA may treat such indirect transfer as a direct transfer of Chinese interests if the transfer avoids Chinese tax by way of an arrangement without reasonable commercial purpose. As a result, gains derived from such indirect transfer may be subject to Chinese enterprise income tax, and the transferee or other person who is obligated to pay for the transfer would be obligated to withhold the applicable taxes, currently at a rate of up to 10% of the capital gain in the case of an indirect transfer of equity interests in a China resident enterprise. Both the transferor and the

party obligated to withhold the applicable taxes may be subject to penalties under Chinese tax laws if the transferor fails to pay the taxes and the party obligated to withhold the applicable taxes fails to withhold the taxes. However, the above regulations do not apply if either (i) the selling non-resident enterprise recognizes the relevant gain by purchasing and selling equity of the same listed enterprise in the open market (the “listed enterprise exception”); or (ii) the selling non-resident enterprise would have been exempted from enterprise income tax in China pursuant to applicable tax treaties or tax arrangements, if it had directly held and transferred such Chinese interests that were indirectly transferred. The China indirect transfer rules do not apply to gains recognized by individual stockholders. However, in practice, there have been a few reported cases of individuals being taxed on the indirect transfer of Chinese interests and the law could be changed so as to apply to individual stockholders, possibly with retroactive effect. In addition, the PRC Individual Income Tax Law and relevant regulations (“IITL”), revised effective January 1, 2019, impose general anti-avoidance tax rules (“GAAR”) on transactions conducted by individuals. As a result, if the China tax authority invokes the GAAR and deems that indirect transfers made by individual stockholders lack reasonable commercial purposes, any gains recognized on such transfers might be subject to individual income tax in China at the standard rate of 20%.

It is unclear whether stockholders that acquired our stock through the distribution or the Global Offering will be treated as acquiring such stock in an open market purchase. If such stock is not treated as acquired in an open market purchase, the listed transaction exception will not be available for transfers of such stock. We expect that transfers in open market transactions of our stock by corporate or other non-individual stockholders that have purchased our stock in open market transactions will not be taxable under the China indirect transfer rules due to the listed enterprise exception. Transfers, whether in the open market or otherwise, of our stock by corporate and other non-individual stockholders that acquired our stock in the distribution or the Global Offering or in non-open market transactions may be taxable under the China indirect transfer rules and our China subsidiaries may have filing obligations in respect of such transfers, upon the request of relevant Chinese tax authorities. Transfers of our stock

in non-open market transactions by corporate and other non-individual stockholders may be taxable under the China indirect transfer rules, whether or not such stock was acquired in open market transactions, and our China subsidiaries may have filing obligations in respect of such transfers upon the request of relevant Chinese tax authorities. Corporate and other non-individual stockholders may be exempt from taxation under the China indirect transfer rules with respect to transfers of our stock if they are tax resident in a country or region that has a tax treaty or arrangement with China that provides for a capital gains tax exemption and they qualify for that exemption.

In addition, we may be subject to these indirect transfer rules in the event of any future sale of a China resident enterprise through the sale of a non-Chinese holding company, or the purchase of a China resident enterprise through the purchase of a non-Chinese holding company. Our company and other non-resident enterprises in our group may be subject to filing obligations or taxation if our company and other non-resident enterprises in our group are transferors in such transactions, and may be subject to withholding obligations if our company and other non-resident enterprises in our group are transferees in such transactions.

***There may be difficulties in effecting service of legal process, conducting investigations, collecting evidence, enforcing foreign judgments or bringing original actions in China based on United States or other foreign laws against us and our management.***

We conduct substantially all of our operations in China and substantially all of our long-lived assets are located in China. Our executive officers, including our Chief Executive Officer and Chief Financial Officer, and a majority of our directors reside within mainland China and/or Hong Kong or spend significant amounts of time in mainland China and/or Hong Kong. As a result, it may not be possible to effect service of process within the United States or elsewhere outside of China upon these persons, including with respect to matters arising under applicable U.S. federal and state securities laws. In addition, there are significant legal and other obstacles in China to providing

information needed for regulatory investigations or litigation initiated by regulators outside China. Overseas regulators may have difficulties in conducting investigations or collecting evidence within China. It may also be difficult for investors to bring an original lawsuit against us or our directors or executive officers based on U.S. federal securities laws in a Chinese court. Moreover, China does not have treaties with the United States providing for the reciprocal recognition and enforcement of judgments of courts. Therefore, even if a judgment were obtained against us or our management for matters arising under U.S. federal or state securities laws or other applicable U.S. federal or state law, it may be difficult to enforce such a judgment.

***The Chinese government may determine that the variable interest entity structure of Daojia does not comply with Chinese laws on foreign investment in restricted industries.***

Through the acquisition of Daojia, we also acquired a variable interest entity (“VIE”) and subsidiaries of the VIE in China effectively controlled by Daojia.

Chinese laws and regulations restrict and impose conditions on foreign investment in certain internet business, such as internet content services. For example, foreign investors are generally not permitted to own more than 50% of the equity interests in an internet content provider or other value-added telecommunication service provider. Accordingly, a VIE structure has been adopted by many China-based companies, including Daojia, to obtain necessary licenses and permits in such industries that are currently subject to foreign investment restrictions in China. Daojia operates these businesses in China through its consolidated affiliated entities. Daojia has entered into a series of contractual arrangements with its consolidated affiliated entities and the nominee shareholders of its consolidated affiliated entities. These contractual arrangements allow Daojia to:

- receive substantially all of the economic benefits and absorb all of the expected losses from its consolidated affiliated entities;

- exercise effective control over its consolidated affiliated entities; and
- hold an exclusive option to purchase all or part of the equity interests in its consolidated affiliated entities when and to the extent permitted by Chinese laws.

However, the VIE structure and contractual arrangements described above may not be as effective in providing control over Daojia’s consolidated affiliated entities as direct ownership. The VIE structure may result in unauthorized use of indicia of corporate power or authority, such as chops and seals. Control over Daojia’s consolidated affiliated entities may also be jeopardized if the shareholders holding equity interest in the consolidated affiliated entities breach the terms of the contractual agreements.

In addition, the interpretation and application of current Chinese laws, rules and regulations related to VIE structure may change from time to time. It is also uncertain whether any new Chinese laws, rules or regulations relating to VIE structure will be adopted, or if adopted, what their implications would be on Daojia. If the VIE structure is found to be in violation of any existing or future Chinese laws, rules or regulations, the relevant PRC regulatory bodies would have discretion within their scope of authority to take action in dealing with these violations, including revoking the business and operating licenses of Daojia’s consolidated affiliated entities, requiring Daojia to restructure its operations or taking other regulatory or enforcement actions against Daojia. The contractual arrangements may also be (i) disregarded by the PRC tax authorities and result in increased tax liabilities; or (ii) found by Chinese government authorities, courts or arbitral tribunals to be unenforceable. Any of the foregoing could result in an adverse effect on Daojia.

***Certain defects caused by non-registration of our lease agreements related to certain properties occupied by us in China may materially and adversely affect our ability to use such properties.***

As of December 31, 2024, we leased over 13,800 properties in China, and to our knowledge, the lessors of most

properties leased by us, most of which are used as premises for our restaurants, had not registered the lease agreements with government authorities in China.

According to Chinese laws, a lease agreement is generally required to be registered with the relevant land and real estate administration bureau. However, the enforcement of this legal requirement varies depending on the local regulations and practices and, in cities where we operate a significant number of restaurants, the local land and real estate administration bureaus no longer require registration or no longer impose fines for failure to register the lease agreements. In addition, our standard lease agreements require the lessors to make such registration and, although we have proactively requested that the applicable lessors complete or cooperate with us to complete the registration in a timely manner, we are unable to control whether and when such lessors will do so.

A failure to register a lease agreement will not invalidate the lease agreement but may subject the parties to a fine. Depending on the local regulations, the lessor alone or both the lessor and lessee are under the obligation to register a lease agreement with the relevant land and real estate administration bureau. In the event that a fine is imposed on both the lessor and lessee, and if we are unable to recover from the lessor any fine paid by us based on the terms of the lease agreement, such fine will be borne by us.

To date, the operation of our restaurants has not been materially disrupted due to the non-registration of our lease agreements. No fines, actions or claims have been instituted against us or, to our knowledge, the lessors with respect to the non-registration of our lease agreements. However, we cannot assure you that our lease agreements relating to, and our right to use and occupy, our premises will not be challenged in the future.

***Our restaurants are susceptible to risks in relation to unexpected land acquisitions, building closures or demolitions.***

The Chinese government has the statutory power to acquire any land use rights of land plots and the buildings thereon in China in the public interest subject to certain legal procedures. Under the Regulations for the

Expropriation of and Compensation for Housing on State-owned Land, issued by the State Council, which became effective as of January 21, 2011, there is no legal provision that the tenant of an expropriated property is entitled to compensation. Generally speaking, only the owner of such property is entitled to compensation from the government. The claims of the tenant against the landlord will be subject to the terms of the lease agreement. In the event of any compulsory acquisition, closure or demolition of any of the properties at which our restaurants or facilities are situated, we may not receive any compensation from the government or the landlord. In such event, we may be forced to close the affected restaurant(s) or relocate to other locations, which may have an adverse effect on our business and results of operations.

***Any failure to comply with Chinese regulations regarding our employee equity incentive plans may subject Chinese plan participants or us to fines and other legal or administrative sanctions.***

Pursuant to SAFE Circular 37, China residents who participate in share incentive plans in overseas non-publicly listed companies may submit applications to SAFE or its local branches for foreign exchange registration with respect to offshore special purpose companies. We and our directors, executive officers and other employees who are Chinese citizens or who have resided in China for a continuous period of not less than one year and who have been granted restricted shares, restricted stock units (“RSUs”), PSUs, stock appreciation rights (“SARs”), or stock options (collectively, the “share-based awards”) are subject to the Notice on Issues Concerning the Foreign Exchange Administration for Domestic Individuals Participating in Stock Incentive Plan of Overseas Publicly Listed Company, issued by SAFE in February 2012, according to which, employees, directors, supervisors and other management members participating in any stock incentive plan of an overseas publicly-listed company who are Chinese citizens or who are non-Chinese citizens residing in China for a continuous period of not less than one year, subject to limited exceptions, are required to register with SAFE through a domestic qualified agent, which could be a Chinese subsidiary of such overseas listed company, and complete certain other procedures. Failure to complete SAFE registrations may result in fines

and legal sanctions and may also limit our ability to make payments under our equity incentive plans or receive dividends or sales proceeds related thereto, or our ability to contribute additional capital into our wholly-foreign owned enterprises in China and limit our wholly-foreign owned enterprises' ability to distribute dividends to us. We also face regulatory uncertainties that could restrict our ability to adopt additional equity incentive plans for our directors and employees under Chinese laws.

In addition, the STA has issued circulars concerning employees' share-based awards. Under these circulars, employees working in China who exercise share options and SARs, or whose restricted shares, RSUs or PSUs vest, will be subject to Chinese individual income tax. The Chinese subsidiaries of an overseas listed company have obligations to file documents related to employees' share-based awards with relevant tax authorities and to withhold individual income taxes of those employees related to their share-based awards. Although we currently intend to withhold income tax from our Chinese employees in connection with their exercise of options and SARs and the vesting of their restricted shares, RSUs and PSUs, if the employees fail to pay, or our Chinese subsidiaries fail to withhold, their income taxes according to relevant laws, rules and regulations, our Chinese subsidiaries may face sanctions imposed by the tax authorities or other Chinese government authorities.

***Failure to make adequate contributions to various employee benefit plans as required by Chinese regulations may subject us to penalties.***

Companies operating in China are required to participate in various government-sponsored employee benefit plans, including certain social insurance, housing funds and other welfare-oriented payment obligations, and contribute to the plans in amounts equal to certain percentages of salaries, including bonuses and allowances, of their employees up to a maximum amount specified by the local government from time to time at locations where they operate their businesses. While we believe we comply with all material aspects of relevant regulations, the requirements governing employee benefit plans have not been implemented consistently by the local governments

in China given the different levels of economic development in different locations. If we are subject to late fees or fines in relation to the underpaid employee benefits, our results of operations and financial condition may be adversely affected.

***Proceedings instituted by the SEC against certain China-based accounting firms, including our independent registered public accounting firm, could result in our financial statements being determined to not be in compliance with the requirements of the Exchange Act.***

In late 2012, the SEC commenced administrative proceedings under Rule 102(e) of its Rules of Practice and also under the Sarbanes-Oxley Act of 2002 against the Chinese member firms of the "big four" accounting firms, including our independent registered public accounting firm. The Rule 102(e) proceedings initiated by the SEC relate to the failure of these firms to produce certain documents, including audit work papers, in response to a request from the SEC pursuant to Section 106 of the Sarbanes-Oxley Act of 2002. The auditors located in China claim they are not in a position lawfully to produce such documents directly to the SEC because of restrictions under Chinese laws and specific directives issued by the CSRC. The issues raised by the proceedings are not specific to our auditor or to us, but potentially affect equally all PCAOB-registered audit firms based in China and all businesses based in China (or with substantial operations in China) with securities listed in the United States. In addition, auditors based outside of China are subject to similar restrictions under Chinese laws and CSRC directives in respect of audit work that is carried out in China which supports the audit opinions issued on financial statements of entities with substantial China operations.

In January 2014, the administrative judge reached an initial decision that the Chinese member firms of the "big four" accounting firms should be barred from practicing before the SEC for a period of six months. In February 2015, the Chinese member firms of the "big four" accounting firms reached a settlement with the SEC. As part of the settlement, each of the "big four" accounting

firms agreed to a censure and to pay a fine to the SEC to settle the dispute with the SEC and stay the proceedings for four years; under the terms of the settlement, the proceedings were deemed dismissed with prejudice in February 2019. It remains unclear whether the SEC will commence new administrative proceedings against all four firms.

If our independent registered public accounting firm were denied, even temporarily, the ability to practice before the SEC, and we are unable to timely find another independent registered public accounting firm to audit and issue an opinion on our financial statements, our financial statements could be determined not to be in compliance with the requirements of the Exchange Act. Such a determination could ultimately lead to delisting of our common stock from the New York Stock Exchange. Moreover, any negative news about the proceedings against these audit firms may adversely affect investor confidence in companies with substantial China-based operations listed on securities exchanges in the United States. All of these factors could materially and adversely affect the market price of our common stock and our ability to access the capital markets.

***Chinese regulation of loans to, and direct investment in, Chinese entities by offshore holding companies and governmental administration of currency conversion may restrict or prevent us from making loans or additional capital contributions to our Chinese subsidiaries, which may materially and adversely affect our liquidity and our ability to fund and expand our business.***

We are a Delaware holding company conducting our operations in China through our Chinese subsidiaries. We may make loans to our Chinese subsidiaries, or we may make additional capital contributions to our Chinese subsidiaries, or we may establish new Chinese subsidiaries and make capital contributions to these new Chinese subsidiaries, or we may acquire offshore entities with business operations in China in an offshore transaction.

Most of these uses are subject to Chinese regulations and approvals. For example, loans by us to our wholly-owned

Chinese subsidiaries to finance their activities cannot exceed statutory limits and must be registered with the local counterparts of SAFE. If we decide to finance our wholly-owned Chinese subsidiaries by means of capital contributions, in practice, we might be still required to report to the MOFCOM or obtain approval from other authorities.

On April 8, 2015, SAFE promulgated the Circular on the Reform of the Administrative Method of the Settlement of Foreign Currency Capital of Foreign-Invested Enterprises, or Circular 19, which became effective as of June 1, 2015. Among other things, under Circular 19, foreign-invested enterprises may either continue to follow the payment-based foreign currency settlement system or elect to follow the conversion-at-will of foreign currency settlement system. Where a foreign-invested enterprise follows the conversion-at-will of foreign currency settlement system, it may convert any or 100% of the amount of the foreign currency in its capital account into RMB at any time. The converted RMB will be kept in a designated account known as “Settled but Pending Payment Account,” and if the foreign-invested enterprise needs to make further payment from such designated account, it still needs to provide supporting documents and go through the review process with its bank. If under special circumstances the foreign-invested enterprise cannot provide supporting documents in time, Circular 19 grants the banks the power to provide a grace period to the enterprise and make the payment before receiving the supporting documents. The foreign-invested enterprise will then need to submit the supporting documents within 20 working days after payment. In addition, foreign-invested enterprises are now allowed to use their converted RMB to make equity investments in China under Circular 19. However, foreign-invested enterprises are still required to use the converted RMB in the designated account within their approved business scope under the principle of authenticity and self-use. It remains unclear whether a common foreign-invested enterprise, other than such special types of enterprises as holding companies, venture capital or private equity firms, can use the converted RMB in the designated account to make equity investments if equity investment or similar activities are not within their approved business scope.

In light of the various requirements imposed by Chinese regulations on loans to and direct investment in Chinese entities by offshore holding companies as discussed above, we cannot assure you that we will be able to complete the necessary government registrations or reports or obtain the necessary government approvals on a timely basis, or at all, with respect to future loans by us to our Chinese subsidiaries or with respect to future capital contributions by us to our Chinese subsidiaries. If we fail to complete such registrations or reports or obtain such approvals, our ability to capitalize or otherwise fund our Chinese operations may be negatively affected, which could materially and adversely affect our liquidity and our ability to fund and expand our business.

***Regulations regarding acquisitions may impose significant regulatory approval and review requirements, which could make it more difficult for us to pursue growth through acquisitions.***

Under the PRC Anti-monopoly Law, companies undertaking certain investments and acquisitions relating to businesses in China must notify the anti-monopoly enforcement agency in advance of any transactions which are deemed a concentration and where the parties' revenues in the China market exceed certain thresholds as stipulated in the Provisions of the State Council on the Thresholds for Declaring Concentration of Business Operators. Furthermore, where, although a concentration of undertakings does not reach the threshold of notification prescribed by the State Council, the anti-monopoly agency may still require the undertakings to notify the concentration if there is evidence proving that the concentration of undertakings has or may have the effect of eliminating or restricting competition. In addition, on August 8, 2006, six PRC regulatory agencies, including the MOFCOM, the State-Owned Assets Supervision and Administration Commission, the STA, the State Administration for Industry and Commerce of the PRC (now known as the State Administration for Market Regulation of the PRC), the CSRC and the SAFE, jointly adopted the Provisions of the Ministry of Commerce on M&A of a Domestic Enterprise by Foreign Investors ("M&A Rules"), which came into effect on September 8, 2006 and was amended on June 22, 2009. Under the

M&A Rules, the approval of MOFCOM must be obtained in circumstances where overseas companies established or controlled by PRC enterprises or residents acquire domestic companies affiliated with PRC enterprises or residents. Applicable Chinese laws, rules and regulations also require certain merger and acquisition transactions to be subject to security review.

Due to the level of our revenues, our proposed acquisition of control of, or decisive influence over, any company with revenues within China of more than RMB800 million in the year prior to any proposed acquisition would be subject to the State Administration for Market Regulation ("SAMR") merger control review. As a result of our size, many of the transactions we may undertake could be subject to SAMR merger review. Complying with the requirements of the relevant regulations to complete these transactions could be time consuming, and any required approval processes, including approval from SAMR, may be uncertain and could delay or inhibit our ability to complete these transactions, which could affect our ability to expand our business maintain our market share or otherwise achieve the goals of our acquisition strategy.

Our ability to carry out our investment and acquisition strategy may be materially and adversely affected by the regulatory authorities' current practice, which creates significant uncertainty as to the timing of receipt of relevant approvals and whether transactions that we may undertake would subject us to fines or other administrative penalties and negative publicity and whether we will be able to complete investments and acquisitions in the future in a timely manner or at all.

***The PRC government has significant oversight and discretion to exert supervision over offerings of our securities conducted outside of China and foreign investment in China-based issuers, and may limit or completely hinder our ability to offer securities to investors, which may cause the value of such securities to significantly decline.***

The PRC government has recently sought to exert more oversight and supervision over securities offerings and

other capital markets activities that are conducted outside of China and over foreign investment in China-based companies. For example, on July 6, 2021, the relevant PRC government authorities made public the Opinions on Intensifying Crack Down on Illegal Securities Activities. These opinions called for enhanced oversight of overseas listed companies as well as overseas equity fundraising and listing by Chinese companies, and proposed measures such as the construction of regulatory systems to deal with the risks and incidents faced by China-based overseas-listed companies. On February 17, 2023 the CSRC issued the Trial Administrative Measures of Overseas Securities Offering and Listing by Domestic Companies (the “Trial Administrative Measures”) and five supporting guidelines which became effective on March 31, 2023. Pursuant to the Trial Administrative Measures, we are required to file with the CSRC within three business days upon completion of any subsequent securities offering in the overseas markets where our securities are currently listed. Failure to perform our filing obligations may result in penalties imposed on the Company and responsible officers. In addition, we shall report to the CSRC upon occurrence of certain material events, including change of control, investigations or sanctions imposed by overseas securities regulatory authorities, change of listing status or transfer of listing segment, and voluntary or mandatory delisting.

On February 24, 2023, the CSRC and other PRC governmental authorities jointly issued the Provisions on Strengthening Confidentiality and Archives Administration of Overseas Securities Offering and Listing by Domestic Companies (the “Confidentiality Provisions”), which came into effect on March 31, 2023. The Confidentiality Provisions outline obligations of issuers listed in overseas markets with operations in China when they provide information involving state secrets or sensitive information to their securities service providers (e.g., auditors) and overseas regulators. In addition, under the Confidentiality Provisions, such issuers are also required to obtain approval from the CSRC and other PRC authorities before accepting any investigation or inspection by overseas regulators.

On December 28, 2021, the National Development and Reform Commission, the Ministry of Industry and Information Technology of the PRC, and several other admin-

istrations jointly published the Revised Cybersecurity Review Measures, which became effective on February 15, 2022 and require, among other things, that a network platform operator holding over one million users’ personal information must apply with the Cybersecurity Review Office for a cybersecurity review before any public offering or listing outside of mainland PRC and Hong Kong. It remains unclear how the Revised Cybersecurity Review Measures will be interpreted and implemented. Therefore, it remains uncertain whether we will be required to obtain regulatory approvals from the CAC or any other PRC governmental authorities for offerings outside of mainland China.

If the CSRC, CAC or other PRC governmental authorities later promulgate new rules or interpretations requiring that we obtain their approvals for future offerings or listings outside of mainland China or for foreign investments in our securities, we may be unable to obtain such approvals in a timely manner, or at all. Any such circumstance could significantly or completely limit our ability to raise capital through securities offerings, hinder our ability to execute strategic plans in a timely manner or at all, and could cause the value of our securities to significantly decline.

## Risks Related to the Separation and Related Transactions

***If the distribution does not qualify as a transaction that is generally tax-free for U.S. federal income tax purposes, the Company could be subject to significant tax liabilities, and, in certain circumstances, the Company could be required to indemnify YUM for material taxes and other related amounts pursuant to indemnification obligations under the tax matters agreement.***

The distribution was conditioned on YUM’s receipt of opinions of outside advisors regarding the tax-free treatment of the distribution for U.S. federal income tax purposes. The opinions relied on various assumptions and representations as to factual matters made by YUM and us

which, if inaccurate or incomplete in any material respect, would jeopardize the conclusions reached by such advisors in their opinions. The opinions are not binding on the IRS or the courts, and there can be no assurance that the IRS or the courts will not challenge the conclusions stated in the opinions or that any such challenge would not prevail.

If, notwithstanding receipt of the opinions, the distribution were determined to be a taxable transaction, YUM would be treated as having sold shares of the Company in a taxable transaction, likely resulting in a significant taxable gain. Pursuant to the tax matters agreement, the Company and YCCL agreed to indemnify YUM for any taxes and related losses resulting from any breach of covenants regarding the preservation of the tax-free status of the distribution, certain acquisitions of our equity securities or assets, or those of certain of our affiliates or subsidiaries, and any breach by us or any member of our group of certain representations in the documents delivered by us in connection with the distribution. Therefore, if the distribution fails to qualify as a transaction that is generally tax-free as a result of one of these actions or events, we may be required to make material payments to YUM under this indemnity.

***YUM may be subject to Chinese indirect transfer tax with respect to the distribution, in which event we could be required to indemnify YUM for material taxes and related amounts pursuant to indemnification obligations under the tax matters agreement.***

As noted above, Bulletin 7 provides that in certain circumstances a non-resident enterprise may be subject to Chinese enterprise income tax on an “indirect transfer” of Chinese interests. YUM concluded, and we concurred, that it believes that the distribution had a reasonable commercial purpose and that it is more likely than not that YUM will not be subject to this tax with respect to the distribution. However, there are uncertainties regarding the circumstances in which the tax will apply, and there can be no assurances that the Chinese tax authorities will not seek to impose this tax on YUM.

Pursuant to the tax matters agreement, the Company and YCCL have agreed to indemnify YUM for a portion (tied to the relative market capitalization of YUM and the Company during the 30 trading days after the distribution) of any taxes and related losses resulting from the application of Bulletin 7 to the distribution. Alternatively, if Bulletin 7 applies to the distribution as a result of a breach by the Company or Company group members of certain representations or covenants, or due to certain actions of the Company or Company group members following the distribution, the Company and YCCL generally will indemnify YUM for all such taxes and related losses. Therefore, if YUM is subject to such Chinese tax with respect to the distribution, we may be required to make material payments to YUM under this indemnity. Such payments could have a material adverse effect on our financial condition.

***Potential indemnification liabilities owing to YUM pursuant to the separation and distribution agreement could materially and adversely affect our business, results of operations and financial condition.***

We separated from YUM on October 31, 2016, becoming an independent, publicly traded company under the ticker symbol “YUMC” on the New York Stock Exchange on November 1, 2016. As part of the separation and distribution agreement, we agreed to indemnify YUM for claims against YUM relating to Yum China’s business prior to the spin-off in 2016 as well as other liabilities. These liabilities include, among others, (i) our failure to pay, perform or otherwise promptly discharge any liabilities or contracts relating to the Company business, in accordance with their respective terms, whether prior to, at or after the distribution; (ii) any guarantee, indemnification obligation, surety bond or other credit support agreement, arrangement, commitment or understanding by YUM for our benefit, unless related to liabilities primarily associated with the YUM business; (iii) certain tax liabilities related to Bulletin 7 under PRC tax laws, which provides that in certain circumstances a non-resident enterprise may be subject to Chinese enterprise income tax on an “indirect transfer” of Chinese interests; (iv) any breach by us of the separation and distribution agreement or any of

the ancillary agreements or any action by us in contravention of our amended and restated certificate of incorporation or amended and restated bylaws; and (v) any untrue statement or alleged untrue statement of a material fact or omission or alleged omission to state a material fact required to be stated therein or necessary to make the statements therein not misleading, with respect to all information contained in the information statement relating to the distribution or any other disclosure document that describes the separation or the distribution or the Company and its subsidiaries or primarily relates to the transactions contemplated by the separation and distribution agreement, subject to certain exceptions. If we are required to indemnify YUM under the circumstances set forth in the separation and distribution agreement, we may be subject to substantial liabilities.

***In connection with the separation, YUM has agreed to indemnify us for certain liabilities. However, there can be no assurance that the indemnity will be sufficient to insure us against the full amount of such liabilities, or that YUM's ability to satisfy its indemnification obligation will not be impaired in the future.***

Pursuant to the separation and distribution agreement and certain other agreements we entered into with YUM, YUM has agreed to indemnify us for certain liabilities set forth in the separation and distribution agreement. However, third parties could also seek to hold us responsible for any of the liabilities that YUM has agreed to retain, and there can be no assurance that the indemnity from YUM will be sufficient to protect us against the full amount of such liabilities, or that YUM will be able to fully satisfy its indemnification obligations. In addition, YUM's insurers may attempt to deny us coverage for liabilities associated with certain occurrences of indemnified liabilities prior to the separation. Moreover, even if we ultimately succeed in recovering from YUM or such insurance providers any amounts for which we are held liable, we may be temporarily required to bear these losses. Each of these risks could negatively affect our business, results of operations, financial condition and cash flows.

***A court could require that we assume responsibility for obligations allocated to YUM under the separation and distribution agreement.***

Under the separation and distribution agreement and related ancillary agreements, from and after the separation, each of YUM and the Company will be generally responsible for the debts, liabilities and other obligations related to the business or businesses which they own and operate following the consummation of the separation. Although we do not expect to be liable for any obligations that are not allocated to us under the separation and distribution agreement, a court could disregard the allocation agreed to between the parties, and require that we assume responsibility for obligations allocated to YUM (for example, tax and/or environmental liabilities), particularly if YUM were to refuse or were unable to pay or perform the allocated obligations.

***Potential liabilities may arise due to fraudulent transfer considerations, which would adversely affect our results of operations and financial condition.***

In connection with the separation and distribution, YUM completed several corporate reorganization transactions involving its subsidiaries which, along with the separation and distribution, may be subject to federal and state fraudulent conveyance and transfer laws. If, under these laws, a court were to determine that, at the time of the separation and distribution, any entity involved in these reorganization transactions or the separation and distribution:

- was insolvent;
- was rendered insolvent by reason of the separation and distribution or a related transaction;
- had remaining assets constituting unreasonably small capital; or
- intended to incur, or believed it would incur, debts beyond its ability to pay these debts as they matured,

then the court could void the separation and distribution, in whole or in part, as a fraudulent conveyance or transfer.

The court could then require our stockholders to return to YUM some or all of the shares of Company common stock issued in the distribution, or require YUM or the Company, as the case may be, to fund liabilities of the other company for the benefit of creditors. The measure of insolvency will vary depending upon the jurisdiction whose law is being applied. Generally, however, an entity would be considered insolvent if the fair value of its assets was less than the amount of its liabilities, or if it was unable to pay its liabilities as they mature.

## Risks Related to Our Common Stock

### *The Company cannot guarantee the timing or amount of dividends on, or repurchases of, its common stock.*

Our Board of Directors commenced a quarterly cash dividend and authorized a share repurchase program since 2017. However, due to the impact of COVID-19 pandemic, the dividend payment was temporarily suspended during part of 2020 and the share repurchases were temporarily suspended during parts of 2020 and 2021. In 2024, the Company announced its plan to step up capital returns to shareholders from \$3.0 billion to \$4.5 billion from 2024 to 2026. Our plan of capital returns to shareholders is based on current expectations, and our ability to fund our capital returns to our shareholders will primarily depend on our ongoing ability to generate cash from operations and the ability of our Chinese subsidiaries to repatriate funds out of mainland China. We believe our principal uses of cash in the future will be primarily to fund our operations and capital expenditures for accelerating store network expansion and store remodeling, to step up investments in digitalization, automation and logistics infrastructure, to provide returns to our stockholders, as well as to explore opportunities for investments that build and support our ecosystem or strategic acquisitions. Any determination to declare and pay cash dividends and repurchase shares will be at the discretion of our Board of Directors and will depend on, among other things, our financial condition, results of operations, actual or anticipated cash requirements, tax considerations, contractual or regulatory restrictions and such other factors as our Board of Directors deems relevant. For

more information, see Item 5. “Market for Registrant’s Common Equity, Related Stockholder Matters and Issuer Purchases of Equity Securities.”

### *The different characteristics of the capital markets in Hong Kong and the U.S. may negatively affect the trading prices of our shares.*

We are subject to both New York Stock Exchange and Hong Kong Stock Exchange listing and regulatory requirements concurrently. The Hong Kong Stock Exchange and the New York Stock Exchange have different trading hours, trading characteristics (including trading volume and liquidity), trading and listing rules, and investor bases (including different levels of retail and institutional participation). As a result of these differences, the trading prices of shares of our common stock may not be the same on the two exchanges, even allowing for currency differences. Certain events having significant negative impact specifically on the U.S. capital markets may result in a decline in the trading price of our shares on the Hong Kong Stock Exchange notwithstanding that such event may not impact the trading prices of securities listed in Hong Kong generally or to the same extent, or vice versa. Because of the different characteristics of the U.S. and Hong Kong capital markets, the historical market prices of our shares may not be indicative of the trading performance of the shares in the future.

### *The interests of Primavera may differ from the interests of other holders of Company common stock.*

In connection with the separation and distribution, Pollos Investment L.P., an affiliate of Primavera Capital Group (“Primavera”) acquired approximately 16 million shares of Yum China common stock. On November 1, 2016, the Company and Pollos Investment L.P., among others, entered into a shareholders agreement. The interests of Primavera may differ from those of other holders of Company common stock in material respects. For example, Primavera may have an interest in pursuing acquisitions, divestitures, financings or other transactions that could enhance their respective equity portfolios, even though such transactions might involve risks to holders of

Company common stock. Primavera may, from time to time in the future, acquire interests in businesses that directly or indirectly compete with certain portions of the Company's business or are suppliers or customers of the Company. Additionally, Primavera may determine that the disposition of some or all of their interests in the Company would be beneficial to Primavera at a time when such disposition could be detrimental to the other holders of Company common stock.

***Anti-takeover provisions in our organizational documents and Delaware law might discourage or delay acquisition attempts for us that you might consider favorable.***

Our amended and restated certificate of incorporation and amended and restated bylaws contain provisions, summarized below, that could make it more difficult to acquire control of the Company by means of a tender offer, a proxy contest or otherwise, or to remove incumbent officers and directors. Further, as a Delaware corporation, we are subject to provisions of Delaware law, which may impair a takeover attempt that our stockholders may find beneficial. These provisions might discourage certain types of coercive takeover practices and takeover bids that our Board of Directors may consider inadequate or delay acquisition attempts for us that holders of Company common stock might consider favorable.

- Our amended and restated bylaws provide that such bylaws may be amended by our Board of Directors or by the affirmative vote of a majority of our stockholders entitled to vote.
- Our amended and restated certificate of incorporation expressly eliminates the right of our stockholders to act by written consent. Accordingly, stockholder action must take place at the annual or a special meeting of our stockholders.
- Our amended and restated bylaws establish advance notice procedures with respect to stockholder proposals and nomination of candidates for election as directors other than nominations made by or at the direction of our Board of Directors or a committee of our Board of Directors.

- Our amended and restated certificate of incorporation does not provide for cumulative voting, which means that stockholders are denied the right to cumulate votes in the election of directors.
- Subject to applicable regulatory requirements, our Board of Directors has the authority to issue preferred stock, which could potentially be used to discourage attempts by third parties to obtain control of our company through a merger, tender offer, proxy contest or otherwise by making such attempts more difficult or more costly.

## General Risk Factors

***We could be party to litigation that could adversely affect us by increasing our expenses, diverting management attention or subjecting us to significant monetary damages and other remedies.***

We are involved in legal proceedings from time to time. These proceedings do or could include consumer, employment, real estate-related, tort, intellectual property, breach of contract and other litigation. As a public company, we may in the future also be involved in legal proceedings alleging violation of securities laws or derivative litigation. Plaintiffs in these types of lawsuits often seek recovery of very large or indeterminate amounts, and the magnitude of the potential loss relating to such lawsuits may not be accurately estimated. Regardless of whether any claims against us are valid, or whether we are ultimately held liable, such litigation may be expensive to defend and may divert resources and management attention away from our operations and negatively impact reported earnings. With respect to insured claims, a judgment for monetary damages in excess of any insurance coverage could adversely affect our financial condition or results of operations. Any adverse publicity resulting from these allegations may also adversely affect our reputation, which in turn could adversely affect our results of operations.

In addition, the restaurant industry around the world has been subject to claims that relate to the nutritional content of food products, as well as claims that the menus and practices of restaurant chains have led to customer health

issues, including weight gain and other adverse effects. We may also be subject to these types of claims in the future and, even if we are not, publicity about these matters (particularly directed at the quick-service and fast-casual segments of the restaurant industry) may harm our reputation and adversely affect our business, results of operations and financial condition.

***Changes in accounting standards and subjective assumptions, estimates and judgments by management related to complex accounting matters could significantly affect our results of operations and financial condition.***

Generally accepted accounting principles and related accounting pronouncements, implementation guidelines and interpretations with regard to a wide range of matters that are relevant to our business, including revenue recognition, long-lived asset impairment, impairment of goodwill and other intangible assets, lease accounting, share-based compensation and recoverability of deferred tax assets are highly complex and involve many subjective assumptions, estimates and judgments. Changes in these rules or their interpretation or changes in underlying assumptions, estimates or judgments could significantly change our reported or expected financial performance or financial condition. New accounting guidance may require systems and other changes that could increase our operating costs and/or change our financial statements. For example, implementing the new lease standard issued by Financial Accounting Standards Board requires us to make significant changes to our lease management system and other accounting systems, and results in changes to our financial statements.

***Our insurance policies may not provide adequate coverage for all claims associated with our business operations.***

We have obtained insurance policies that we believe are customary and appropriate for businesses of our size and type and at least in line with the standard commercial practice in China. However, there are types of losses we may incur that cannot be insured against or that we believe are not cost effective to insure, such as loss of reputation.

If we were held liable for uninsured losses or amounts or claims for insured losses exceeding the limits of our insurance coverage, our business and results of operations may be materially and adversely affected.

***Unforeseeable business interruptions could adversely affect our business.***

Our operations are vulnerable to interruption by natural disasters, such as fires, floods, hurricanes, earthquakes, war, terrorism, power failures and power shortages, hardware and software failures, computer viruses and other events beyond our control. In particular, our business is dependent on prompt delivery and reliable transportation of our food products by our logistics partners. Unforeseeable events, such as adverse weather conditions, natural disasters, severe traffic accidents and delays, non-cooperation of our logistics partners, and labor strikes, could lead to delay or lost deliveries to our restaurants, which may result in the loss of revenue or in customer claims. There may also be instances where the conditions of fresh, chilled or frozen food products, being perishable goods, deteriorate due to delivery delays, malfunctioning of refrigeration facilities or poor handling during transportation by our logistics partners. This may result in a failure by us to provide quality food and services to customers, thereby affecting our business and potentially damaging our reputation. Any such events experienced by us could disrupt our operations. In addition, insurance may not be available to cover losses due to business interruptions resulting from public health issues.

***Failure by us to maintain effective disclosure controls and procedures and internal control over financial reporting in accordance with the rules of the SEC could harm our business and results of operations and/or result in a loss of investor confidence in our financial reports, which could have a material adverse effect on our business.***

We are required to maintain effective disclosure controls and procedures and effective internal control over financial reporting in connection with our filing of periodic reports with the SEC under the Exchange Act.

We may fail to maintain effective disclosure controls and procedures and internal control over financial reporting, and our management and our independent registered public accounting firm may not be able to conclude that we have effective internal control over financial reporting at a reasonable assurance level. This may in turn cause investors to lose confidence in our financial statements and negatively impact the trading price of our common stock. Furthermore, we have incurred substantial costs, and may need to incur additional costs and use additional management and other resources, to comply with these requirements going forward.

If we fail to remedy any material weakness, our financial statements may be inaccurate and we may face restricted access to the capital markets, which could adversely affect our business, results of operations and financial condition.

***The Company's stock price may fluctuate significantly.***

The trading price of shares of our common stock can be volatile and could fluctuate widely in response to a variety of factors, many of which are beyond our control. In addition, the performance and fluctuation of the market prices of other companies with business operations located mainly in China that have listed their securities in Hong Kong and/or the United States may affect the volatility in the prices of and trading volumes for our shares. Some of these companies have experienced significant volatility. The trading performances of these companies' securities at the time of or after their offerings may affect the overall investor sentiment towards other companies with business operations located mainly in China and listed in Hong Kong and/or the United States and consequently may impact the trading performance of our shares. In addition to market and industry factors, the demand, prices and trading volumes for our shares may be highly volatile for specific reasons, including:

- actual or anticipated fluctuations in our results of operations;
- significant liability claims, health concerns, food contamination complaints from our customers, shortages or interruptions in the availability of food or other supplies, or reports of incidents of food tampering;

- foreign exchange issues;
- geopolitical instability, conflict, or social unrest in the markets in which we operate, in Hong Kong, the United States or worldwide;
- changes in the regulatory, legal and political environment in which we operate, in Hong Kong, the United States or worldwide;
- the domestic and worldwide economies as a whole;
- investor sentiment towards China-based companies listed in the United States, whether due to U.S. and China relations or other factors; or
- the delisting of our common stock from the New York Stock Exchange. See “—Risks Related to Doing Business in China—The audit report included in this Form 10-K is prepared by auditors who are located in China, and in the event the PCAOB is unable to inspect our auditors, our common stock will be subject to potential delisting from the New York Stock Exchange.”

Any of these factors may result in large and sudden changes in the volume and trading price of our shares.

***Substantial future sales or perceived potential sales of our shares in the public market could cause the price of our shares to decline significantly.***

Sales of shares of our common stock in the public market, or the perception that these sales could occur, could cause the market price of our shares to decline significantly. Divestiture in the future of our shares by stockholders, the announcement of any plan to divest our shares, or hedging activity by third-party financial institutions in connection with similar derivative or other financing arrangements entered into by stockholders, could cause the price of our shares to decline.

***Your percentage of ownership in the Company may be diluted in the future.***

In the future, your percentage of ownership in the Company may be diluted because of equity awards that we

grant to our directors, officers and employees or otherwise as a result of equity issuances for acquisitions or capital market transactions. The Company's and certain of YUM's employees have equity awards with respect to Company common stock as a result of conversion of their YUM equity awards (in whole or in part) to Company equity awards in connection with the distribution. From time to time, the Company will issue additional stock-based awards to its employees under the Company's employee benefit plans. Such awards will have a dilutive effect on the Company's earnings per share, which could adversely affect the market price of Company common stock.

In addition, subject to applicable regulatory requirements, our amended and restated certificate of incorporation authorizes us to issue one or more classes or series of preferred stock that have such designation, powers, preferences and relative, participating, optional and other special rights, including preferences over Company common stock respecting dividends and distributions, as our Board of Directors generally may determine. The terms of one or more classes or series of preferred stock could dilute the voting power or reduce the value of Company common stock. Similarly, the repurchase or redemption rights or liquidation preferences we could assign to holders of preferred stock could affect the residual value of the common stock.

## Item 1B. Unresolved Staff Comments.

Not applicable.

## Item 1C. Cybersecurity.

Information technology systems, including our mobile or online platforms, mobile payment and ordering systems, loyalty programs and various other online processes and functions, are critical to our business and operations. The Company faces risks associated with cybersecurity, including operational interruptions, financial losses, personal information leakage and non-compliance risks. For additional details on risks from cybersecurity threats, please refer to “Item 1A. Risk Factors—The occurrence of security breaches and cyber-attacks could negatively impact our business.” and “—Unauthorized access to, or improper use, disclosure, theft or destruction of, our customer or employee personal, financial or other data or our proprietary or confidential information that is stored in our information technology systems or by third parties on our behalf could result in substantial costs, expose us to litigation and damage our reputation.”

Our information technology systems are protected through technological safeguards and management measures. We detect, identify, assess and mitigate cybersecurity risks by adopting standard risk management methodologies, which are developed based on the international cybersecurity management system standard ISO 27001 as well as the asset-oriented risk assessment framework. To minimize potential impact on business operations in the event of a cybersecurity incident, we have formulated, and regularly tested, our incident response plan. We also established a framework for data security and personal information protection, including measures to prevent data loss and detect and block abnormal accounts and activities, as well as systems and processes to prevent, detect and mitigate vulnerabilities. Our employees participate in regular cybersecurity training to enhance their awareness of cybersecurity risks. We engage in the periodic assessment of these processes and practices that are designed to address cybersecurity threats and incidents.

We regularly engage external consultants to assess and independently verify our cybersecurity risk management, striving for continuous optimization of our cybersecurity policies, cybersecurity risk management processes, and technical measures. These engagements assist us in ensuring our cybersecurity management practices and technical measures comply with applicable laws, regulations, industry standards and the Company’s policies. The Company has maintained ISO/IEC 27001 certification since 2018 for certain online business.

We have established processes designed to manage cybersecurity threats associated with the use of third-party service providers. These processes include security evaluations before third-parties’ admission, ongoing oversight and assessment of their security status, and adopting necessary security measures at termination of services.

Our Board of Directors maintains overall responsibility for overseeing the Company’s risk management framework, and cybersecurity represents an important component of the Company’s overall risk management framework. The Board regularly reviews risks that may be material to the Company. The Audit Committee assists the Board in the oversight of cybersecurity and other technology risks. Through receiving regular reports from the Chief Technology Officer (“CTO”) and the Chief Legal Officer, the Audit Committee discusses with management cybersecurity risk mitigation and incident management, and reviews management reports regarding the Company’s cybersecurity governance processes, incident response system and applicable cybersecurity laws, regulations and standards, status of projects to strengthen internal cybersecurity management, the evolving threat environment, vulnerability assessments, specific cybersecurity incidents

and management's efforts to monitor, detect and prevent cybersecurity threats. On top of that, significant cybersecurity incidents will be immediately reported to the Board in accordance with the Company's incident response plan.

Yum China Compliance Oversight Committee (the "Compliance Committee"), primarily comprised of leaders and representatives from our information technology, supply chain, legal, finance, HR and public affairs functions, as well as internal audit group, is responsible for assisting the Board and Audit Committee in overseeing the Company's cybersecurity risks. The Compliance Committee meets regularly to discuss legal and regulatory developments on cybersecurity, assess the Company's emerging cybersecurity risks and mitigation plans, and determine strategy to promote cybersecurity compliance. Through ongoing communications, the Compliance Committee is informed about and monitors the prevention, detection, mitigation and remediation of cybersecurity threats and incidents. Our CTO, as a member of the Compliance Committee, served various positions in the Company's information technology department for more than 20 years and began leading the department in 2017.

To its knowledge, the Company has not experienced a material cybersecurity breach within the last three years, nor identified any risks from cybersecurity threats that have materially affected us, including our business strategy, results of operations or financial condition. The Company maintains cybersecurity insurance as part of its overall insurance programs.

## Item 2. Properties.

As of year-end 2024, the Company had 13,887 Company-owned units in China. Of these Company-owned units, 13,827 units were leased properties and 60 units were owned properties. The leased Company-owned units are further detailed as follows:

- KFC leased properties for 10,143 units.
- Pizza Hut leased properties for 3,510 units.
- Other restaurant concepts leased properties for 174 units.

Company-owned restaurants in China are generally leased for initial terms of 10 to 20 years and generally do not have renewal options.

We also lease our corporate headquarters in Shanghai and Dallas, Texas in the U.S., and regional offices and an innovation center in China, and own building, land use rights, or both for non-store properties, which primarily include logistics centers, seasoning facilities for Little Sheep and Huang Ji Huang and certain regional office buildings. We sublease over 150 properties to franchisees and other third parties. Additional information about the Company's leased properties is included in Note 10 to the Consolidated Financial Statements in Part II, Item 8. We believe that our properties are generally in good operating condition and are suitable for the purposes for which they are being used.

### **Item 3. Legal Proceedings.**

---

We are subject to various lawsuits covering a variety of allegations from time to time. We believe that the ultimate liability, if any, in excess of amounts already provided for these matters in the Consolidated Financial Statements, is not likely to have a material adverse effect on the Company's annual results of operations, financial condition or cash flows. Matters faced by the Company from time to time include, but are not limited to, claims from landlords, employees, guests and others related to operational, contractual or employment issues. We are not involved in any material legal proceedings as of December 31, 2024.

### **Item 4. Mine Safety Disclosures.**

---

Not applicable.

## PART II

## Item 5. Market for Registrant’s Common Equity, Related Stockholder Matters and Issuer Purchases of Equity Securities.

### Market for Yum China Common Stock

Yum China common stock trades on the New York Stock Exchange (“NYSE”) under the symbol YUMC and the Hong Kong Stock Exchange (“HKEX”) under the stock code 9987. Yum China common stock commenced trading on the NYSE on a “when-issued” basis on October 17, 2016 and began “regular way” trading on November 1, 2016. On September 10, 2020, the Company completed a secondary listing of its common stock on the Main Board of the HKEX. On October 24, 2022, the Company’s voluntary conversion of its secondary listing status to a primary listing status on the HKEX became effective and the Company became a dual primary listed company on the NYSE and HKEX. On the same day, the Company’s shares of common stock traded on the HKEX were included in the Shanghai-Hong Kong Stock Connect and Shenzhen-Hong Kong Stock Connect. The Company’s common stock listed on the NYSE and HKEX continue to be fully fungible.

As of February 21, 2025, there were 32,314 holders of record of Yum China’s common stock. The number of registered holders does not include holders who are beneficial owners, but whose shares are held in street name by brokers and other nominees.

### Dividends and Share Repurchases

We intend to retain a significant portion of our earnings to finance the operation, development and growth of our business. We have paid a quarterly cash dividend on Yum China common stock since the fourth quarter of 2017, except for the second and third quarter of 2020 due to the unprecedented effects of the COVID-19 pandemic. In 2024, the Company declared and paid a quarterly cash dividend of \$0.16 per share. Our Board of Directors declared an increase in cash dividend to \$0.24 per share on Yum China’s common stock in February 2025. Any determination to declare and pay future cash dividends will be at the discretion of our Board of Directors and will depend on, among other things, our financial condition, results of operations, actual or anticipated cash requirements, contractual or regulatory restrictions, tax considerations and such other factors as our Board of Directors deems relevant.

In addition, our ability to declare and pay any dividends on our stock may be restricted by earnings available for distribution under applicable Chinese laws. The laws, rules and regulations applicable to our Chinese subsidiaries permit payments of dividends only out of their accumulated profits, if any, determined in accordance with applicable Chinese accounting standards and regulations. Under Chinese laws, an enterprise incorporated in China is required to set aside at least 10% of its after-tax profits each year, after making up previous years’ accumulated losses, if any, to fund certain statutory reserve funds, until the aggregate amount of such a fund reaches 50% of its registered capital. As a result, our Chinese subsidiaries are restricted in their ability to transfer a portion of their net assets to us in the form of dividends. At the discretion of the board of directors, as an enterprise incorporated in China, each of our Chinese subsidiaries may allocate a portion of its after-tax profits based on Chinese accounting standards to staff welfare and bonus funds. These reserve funds and staff welfare and bonus funds are not distributable as cash dividends.

Our Board of Directors has authorized an aggregate of \$4.4 billion for our share repurchase program, including its most recent increase in authorization on November 4, 2024, of which \$1.3 billion remained available as of December 31, 2024. Yum China may repurchase shares under this program from time to time in the open market or, subject to applicable regulatory requirements, through privately negotiated transactions, block trades, accelerated share repurchase transactions and the use of Rule 10b5-1 trading plans. The following table provides information, as of December 31, 2024, with respect to shares of common stock repurchased by Yum China under the authorization during the quarter then ended:

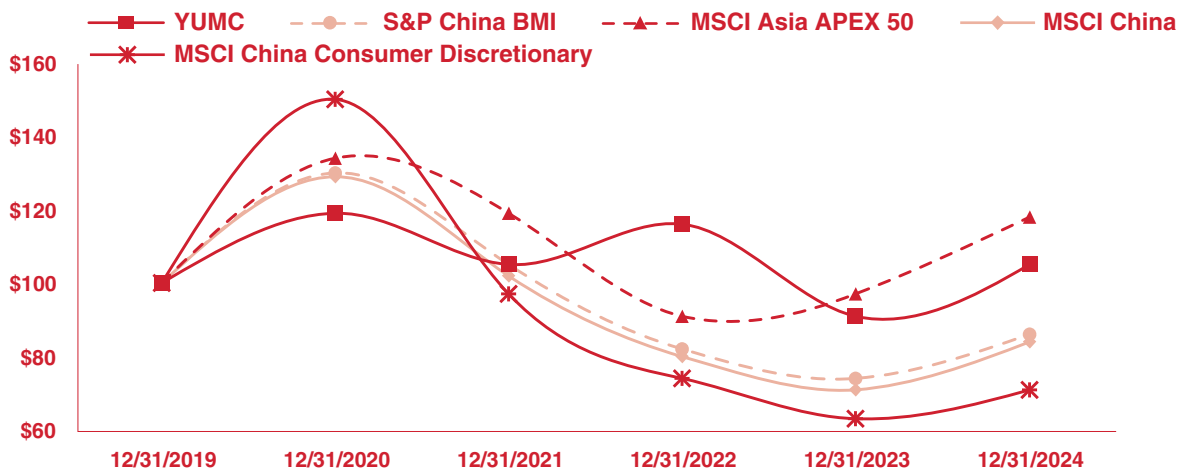
Period	Total Number of Shares Purchased (thousands)	Average Price Paid Per Share <sup>(a)</sup>	Total Number of Shares Purchased as Part of Publicly Announced Plans or Programs (thousands)	Approximate Dollar Value of Shares that May Yet Be Purchased under the Plans or Programs (millions)
10/1/24-10/31/24	1,449	\$ 45.68	1,449	\$ 413
11/1/24-11/30/24	1,234	\$ 47.67	1,234	\$ 1,354
12/1/24-12/31/24	1,281	\$ 48.76	1,281	\$ 1,292
Cumulative total	3,964	\$ 47.30	3,964	\$ 1,292

(a) Starting January 2024, the Company also repurchased shares of common stock through open market transactions on the HKEX. Price paid for shares repurchased on the HKEX have been converted into U.S. dollars at the exchange rate on the date of repurchase.

## Stock Performance Graph

This graph compares the cumulative total return of our common stock from December 31, 2019 through December 31, 2024 with the comparable cumulative total return of the S&P China BMI, MSCI Asia APEX 50, MSCI China Index and MSCI China Consumer Discretionary Index. The graph assumes that the value of the investment in our common stock and each index was \$100 on December 31, 2019 and that all dividends were reinvested. We selected the S&P China BMI and MSCI Asia APEX 50 for comparison, as YUMC is an index member of both of these indices. We selected MSCI China Index and MSCI China Consumer Discretionary Index, as they are the measures to determine the payout of our certain PSU awards.

	12/31/2019	12/31/2020	12/31/2021	12/31/2022	12/31/2023	12/31/2024
YUMC	\$ 100	\$ 119	\$ 105	\$ 116	\$ 91	\$ 105
S&P China BMI	\$ 100	\$ 130	\$ 105	\$ 82	\$ 74	\$ 86
MSCI Asia APEX 50	\$ 100	\$ 134	\$ 119	\$ 91	\$ 97	\$ 118
MSCI China	\$ 100	\$ 129	\$ 102	\$ 80	\$ 71	\$ 84
MSCI China Consumer Discretionary	\$ 100	\$ 150	\$ 97	\$ 74	\$ 63	\$ 71



**Item 6. [RESERVED]**

## Item 7. Management’s Discussion and Analysis of Financial Condition and Results of Operations.

The following Management’s Discussion and Analysis (“MD&A”) should be read in conjunction with the Consolidated Financial Statements in Item 8, the “Forward-Looking Statements” section at the beginning of this Form 10-K and the “Risk Factors” section set forth in Item 1A.

All Note references in this MD&A refer to the Notes to the Consolidated Financial Statements included in Item 8. of this Form 10-K. Tabular amounts are displayed in millions of U.S. dollars except per share and unit count amounts, or as otherwise specifically identified. Percentages may not recompute due to rounding. Throughout this Form 10-K when we refer to the “financial statements,” we are referring to the “Consolidated Financial Statements,” unless the context indicates otherwise. This MD&A includes a discussion of our results of operations for the year ended December 31, 2024 compared to the year ended December 31, 2023. For a discussion of our operating results for the year ended December 31, 2023 compared to the year ended December 31, 2022, please refer to Part II, Item 7, “Management’s Discussion and Analysis of Financial Condition and Results of Operations” in our Annual Report on Form 10-K for the year ended December 31, 2023.

### Overview

Yum China Holdings, Inc. is the largest restaurant company in China in terms of 2024 system sales, with \$11.3 billion of revenues in 2024 and 16,395 restaurants as of year-end 2024. Our growing restaurant network consists of our flagship KFC and Pizza Hut brands, as well as emerging brands such as Lavazza, Huang Ji Huang, Little Sheep and Taco Bell. We have the exclusive right to operate and sublicense the KFC, Pizza Hut and, subject to achieving certain agreed-upon milestones, Taco Bell brands in China (excluding Hong Kong, Macau and Taiwan), and own the intellectual property of the Little Sheep and Huang Ji Huang concepts outright. We also established a joint venture with Lavazza Group, the world-renowned family-owned Italian coffee company, to explore and develop the Lavazza coffee concept in China. KFC was the first major global restaurant brand to enter China in 1987. With more than 35 years of operations, we have developed extensive operating experience in the China market. We have since grown to become the largest restaurant company in China in terms of 2024 system sales, with 16,395 restaurants covering over 2,200 cities primarily in China as of December 31, 2024. We believe that there are significant opportunities to further expand within China, and we intend to focus our efforts on increasing our geographic footprint in both existing and new cities.

KFC is the leading and the largest quick-service restaurant (“QSR”) brand in China in terms of system sales. As of December 31, 2024, KFC operated 11,648 restaurants in over 2,200 cities across China. KFC primarily competes with western QSR brands in China, such as McDonald’s, Dicos and Burger King, among which we believe KFC had an approximate two-to-one lead over its nearest competitor in terms of store count as of the end of 2024.

Pizza Hut is the leading and the largest casual dining restaurant (“CDR”) brand in China in terms of system sales and number of restaurants. As of December 31, 2024, Pizza Hut operated 3,724 restaurants in over 800 cities. Measured by number of restaurants, we believe Pizza Hut had an approximate four-to-one lead over its nearest western CDR competitor in China as of the end of 2024.

We have two reportable segments: KFC and Pizza Hut. Our non-reportable operating segments, including the operations of Lavazza, Huang Ji Huang, Little Sheep and Taco Bell, our delivery operating segment and our e-commerce business, are combined and referred to as All Other Segments, as these operating segments are insignificant both individually and in the aggregate. Additional details on our reportable operating segments are included in Note 16.

We intend for this MD&A to provide the reader with information that will assist in understanding our results of operations, including metrics that management uses to assess the Company's performance. Throughout this MD&A, we discuss the following performance metrics:

- Certain performance metrics and non-GAAP measures are presented excluding the impact of foreign currency translation ("F/X"). These amounts are derived by translating current year results at prior year average exchange rates. We believe the elimination of the F/X impact provides better year-to-year comparability without the distortion of foreign currency fluctuations.
- System sales growth reflects the results of all restaurants regardless of ownership, including Company-owned and franchise restaurants, except for sales from non-Company-owned restaurants for which we do not receive a sales-based royalty. Sales of franchise restaurants typically generate ongoing franchise fees for the Company at an average rate of approximately 6% of system sales. Franchise restaurant sales are not included in Company sales in the Consolidated Statements of Income; however, the franchise fees are included in the Company's revenues. We believe system sales growth is useful to investors as a significant indicator of the overall strength of our business as it incorporates all of our revenue drivers, Company and franchise same-store sales as well as net unit growth.
- Effective January 1, 2018, the Company revised its definition of same-store sales growth to represent the estimated percentage change in sales of food of all restaurants in the Company system that have been open prior to the first day of our prior fiscal year, excluding the period during which stores are temporarily closed. We refer to these as our "base" stores. Previously, same-store sales growth represented the estimated percentage change in sales of all restaurants in the Company system that have been open for one year or more, including stores temporarily closed, and the base stores changed on a rolling basis from month to month. This revision was made to align with how management measures performance internally and focuses on trends of a more stable base of stores.
- Company sales represent revenues from Company-owned restaurants. Within the analysis of Company sales, Total revenue and Restaurant profit, store portfolio actions represent the net impact from new-unit openings, acquisitions, refranchising and store closures. Net new unit contribution represents net revenue growth primarily from store portfolio actions excluding temporary store closures. Other primarily represents the impact of same-store sales as well as the impact of changes in restaurant operating costs such as inflation/deflation.

## Results of Operations

### Summary

All comparisons within this summary are versus the same period a year ago. Refer to Item 1. Business for a discussion of the seasonality of our operations.

The Company's operating results in 2024 demonstrated the resilience of our business and the effectiveness of our strategy in improving sales and profitability amid challenging market conditions. With a dual focus on operational efficiency and innovation, the Company transformed its organization from the new perspectives of its RGMs and customers and delivered growth in both total revenues and operating results.

In 2024, the Company's total revenues increased 3%, or 5% excluding \$200 million F/X impact, mainly attributable to 7% of net new unit contribution, partially offset by same-store sales decline resulting from lower ticket average offset by same-store transaction growth. Operating profit increased 5%, or 8% excluding \$28 million F/X impact. Further

excluding the lapping impact from the VAT deductions and temporary relief from landlords and government agencies received in prior year, the increase in Operating profit was primarily driven by the increase in Total revenues, operational efficiency improvement, favorable commodity prices, lower advertising expenses and lower performance-based compensation costs, partially offset by increased value-for-money offerings and wage inflation in the low single digits. Net income for 2024 increased 10%, or 13% excluding the impact of F/X, mainly due to the increase in Operating profit and increase in fair value of our investment in Meituan, partially offset by lower interest income and higher income tax expenses in line with the increase in pre-tax income.

2024 financial highlights are below:

	2024	2023	%/ppts Change	
			Reported	Ex F/X
System Sales Growth <sup>(a)</sup> (%)	5	21	NM	NM
Same-Store Sales (Decline) Growth <sup>(a)</sup> (%)	(3)	7	NM	NM
Operating Profit	1,162	1,106	+5	+8
Adjusted Operating Profit <sup>(b)</sup>	1,162	1,121	+4	+6
Core Operating Profit <sup>(b)</sup>	1,190	1,061	NM	+12
OP Margin <sup>(c)</sup> (%)	10.3	10.1	+0.2	+0.3
Core OP Margin <sup>(b)</sup> (%)	10.4	9.7	NM	+0.7
Net Income	911	827	+10	+13
Adjusted Net Income <sup>(b)</sup>	911	842	+8	+11
Diluted Earnings Per Common Share	2.33	1.97	+18	+22
Adjusted Diluted Earnings Per Common Share <sup>(b)</sup>	2.33	2.00	+17	+19

- (a) System Sales and Same-Store Sales growth percentages as shown in 2024 financial highlights exclude the impact of F/X. Effective January 1, 2018, temporary store closures are normalized in the same-store sales calculation by excluding the period during which stores are temporarily closed.
- (b) See “Non-GAAP Measures” below for definitions and reconciliations of the most directly comparable GAAP financial measures to the non-GAAP measures.
- (c) OP margin is defined as Operating Profit divided by Total revenues.

The Consolidated Results of Operations for the years ended December 31, 2024 and 2023 and other data are presented below:

	% B/(W) <sup>(a)</sup>			
	2024	2023	Reported	Ex F/X
Company sales	\$ 10,651	\$ 10,391	2	4
Franchise fees and income	94	89	5	6
Revenues from transactions with franchisees	420	372	13	15
Other revenues	138	126	10	12
Total revenues	\$ 11,303	\$ 10,978	3	5
Company restaurant expenses	\$ 8,972	\$ 8,701	(3)	(5)
Operating Profit	\$ 1,162	\$ 1,106	5	8
OP Margin (%)	10.3%	10.1%	0.2 ppts.	0.3 ppts.
Interest income, net	129	169	(23)	(23)
Investment gain (loss)	40	(49)	NM	NM
Income tax provision	(356)	(329)	(8)	(10)
Equity in net earnings (losses) from equity method investments	5	4	18	18
Net Income – including noncontrolling interests	980	901	9	12
Net income – noncontrolling interests	69	74	6	3
Net Income – Yum China Holdings, Inc.	\$ 911	\$ 827	10	13
Diluted Earnings Per Common Share	\$ 2.33	\$ 1.97	18	22
Effective tax rate	26.7%	26.9%		
<b>Supplementary information – Non-GAAP Measures<sup>(b)</sup></b>				
Restaurant profit	\$ 1,679	\$ 1,690		
Restaurant margin (%)	15.7%	16.3%		
Adjusted Operating Profit	\$ 1,162	\$ 1,121		
Core Operating Profit	\$ 1,190	\$ 1,061		
Core OP Margin (%)	10.4%	9.7%		
Adjusted Net Income – Yum China Holdings, Inc.	\$ 911	\$ 842		
Adjusted Diluted Earnings Per Common Share	\$ 2.33	\$ 2.00		
Adjusted Effective Tax Rate	26.7%	26.5%		
Adjusted EBITDA	\$ 1,687	\$ 1,611		

NM refers to not meaningful.

- (a) Represents year-over-year change in percentage.
- (b) See “Non-GAAP Measures” below for definitions and reconciliations of the most directly comparable GAAP financial measures to the non-GAAP measures.

### Performance Metrics

	2024	% Change
System Sales Growth		3%
System Sales Growth, excluding F/X		5%
Same-Store Sales (Decline)		(3)%

Unit Count	2024	2023	% Increase
Company-owned	13,887	12,648	10
Franchisees	2,508	1,996	26
	16,395	14,644	12

### *Non-GAAP Measures*

In addition to the results provided in accordance with GAAP throughout this MD&A, the Company provides the following non-GAAP measures:

- Measures adjusted for Special Items, which include Adjusted Operating Profit, Adjusted Net Income, Adjusted Earnings Per Common Share (“EPS”), Adjusted Effective Tax Rate and Adjusted EBITDA;
- Company Restaurant Profit (“Restaurant profit”) and Restaurant margin;
- Core Operating Profit and Core OP margin, which exclude Special Items, and further adjusted for Items Affecting Comparability and the impact of F/X;

These non-GAAP measures are not intended to replace the presentation of our financial results in accordance with GAAP. Rather, the Company believes that the presentation of these non-GAAP measures provides additional information to investors to facilitate the comparison of past and present results, excluding those items that the Company does not believe are indicative of our core operations.

With respect to non-GAAP measures adjusted for Special Items, the Company excludes impact from Special Items for the purpose of evaluating performance internally and uses them as factors in determining compensation for certain employees. Special Items are not included in any of our segment results.

Adjusted EBITDA is defined as net income including noncontrolling interests adjusted for equity in net earnings (losses) from equity method investments, income tax, interest income, net, investment gain or loss, depreciation and amortization, store impairment charges, and Special Items. Store impairment charges included as an adjustment item in Adjusted EBITDA primarily resulted from our semi-annual impairment evaluation of long-lived assets of individual restaurants, and additional impairment evaluation whenever events or changes in circumstances indicate that the carrying value of the assets may not be recoverable. If these restaurant-level assets were not impaired, depreciation of the assets would have been recorded and included in EBITDA. Therefore, store impairment charges were a non-cash item similar to depreciation and amortization of our long-lived assets of restaurants. The Company believes that investors and analysts may find it useful in measuring operating performance without regard to such non-cash items.

Restaurant profit is defined as Company sales less expenses incurred directly by our Company-owned restaurants in generating Company sales, including cost of food and paper, restaurant-level payroll and employee benefits, rent, depreciation and amortization of restaurant-level assets, advertising expenses, and other operating expenses. Company restaurant margin percentage is defined as Restaurant profit divided by Company sales. We also use Restaurant profit and Restaurant margin for the purpose of internally evaluating the performance of our Company-owned restaurants and we believe they provide useful information to investors as to the profitability of our Company-owned restaurants.

Core Operating Profit is defined as Operating Profit adjusted for Special Items, and further excluding Items Affecting Comparability and the impact of F/X. We consider quantitative and qualitative factors in assessing whether to adjust for the impact of items that may be significant or that could affect an understanding of our ongoing financial and business performance or trends. Items such as charges, gains and accounting changes, which are viewed by management as significantly impacting the current period or the comparable period, due to changes in policy or other external factors, or non-cash items pertaining to underlying activities that are different from or unrelated to our core operations, are generally considered “Items Affecting Comparability.” Examples of Items Affecting Comparability include, but are not limited to: temporary relief from landlords and government agencies; VAT deductions due to tax policy changes; and amortization of reacquired franchise rights recognized upon acquisitions. We believe presenting Core Operating Profit provides additional information to further enhance comparability of our operating results and we use this measure for purposes of evaluating the performance of our core operations. Core OP margin is defined as Core Operating Profit divided by Total revenues, excluding the impact of F/X.

The following table sets forth the reconciliations of the most directly comparable GAAP financial measures to the non-GAAP financial measures:

	2024	2023
<b>Reconciliation of Operating Profit to Adjusted Operating Profit</b>		
Operating Profit	\$ 1,162	\$ 1,106
Special Items, Operating Profit	—	(15)
Adjusted Operating Profit	<u>\$ 1,162</u>	<u>\$ 1,121</u>
<b>Reconciliation of Net Income to Adjusted Net Income</b>		
Net Income—Yum China Holdings, Inc.	\$ 911	\$ 827
Special Items, Net Income—Yum China Holdings, Inc.	—	(15)
Adjusted Net Income—Yum China Holdings, Inc.	<u>\$ 911</u>	<u>\$ 842</u>
<b>Reconciliation of EPS to Adjusted EPS</b>		
Basic Earnings Per Common Share	\$ 2.34	\$ 1.99
Special Items, Basic Earnings Per Common Share	—	(0.03)
Adjusted Basic Earnings Per Common Share	<u>\$ 2.34</u>	<u>\$ 2.02</u>
Diluted Earnings Per Common Share	\$ 2.33	\$ 1.97
Special Items, Diluted Earnings Per Common Share	—	(0.03)
Adjusted Diluted Earnings Per Common Share	<u>\$ 2.33</u>	<u>\$ 2.00</u>
<b>Reconciliation of Effective Tax Rate to Adjusted Effective Tax Rate</b>		
Effective tax rate (See Note 15)	26.7%	26.9%
Impact on effective tax rate as a result of Special Items	—	0.4%
Adjusted effective tax rate	<u>26.7%</u>	<u>26.5%</u>

Net income, along with the reconciliation to Adjusted EBITDA, is presented below:

	2024	2023
Net Income—Yum China Holdings, Inc.	\$ 911	\$ 827
Net income—noncontrolling interests	69	74
Equity in net (earnings) losses from equity method investments	(5)	(4)
Income tax provision	356	329
Interest income, net	(129)	(169)
Investment (gain) loss	(40)	49
Operating Profit	1,162	1,106
Special Items, Operating Profit	—	15
Adjusted Operating Profit	1,162	1,121
Depreciation and amortization	476	453
Store impairment charges	49	37
Adjusted EBITDA	<u>\$ 1,687</u>	<u>\$ 1,611</u>

Details of Special Items are presented below:

	2024	2023
Share-based compensation expense for Partner PSU Awards <sup>(a)</sup>	\$ —	\$ (15)
Special Items, Operating Profit	—	(15)
Tax effect on Special Items <sup>(b)</sup>	—	—
Special Items, net income—including noncontrolling interests	—	(15)
Special Items, net income—noncontrolling interests	—	—
Special Items, Net Income—Yum China Holdings, Inc.	<u>\$ —</u>	<u>\$ (15)</u>
Weighted-average Diluted Shares Outstanding (in millions)	390	420
Special Items, Diluted Earnings Per Common Share	<u>\$ —</u>	<u>\$ (0.03)</u>



Reconciliation of GAAP Operating Profit to Core Operating Profit is as follows:

	2024	2023	% Change B/(W)
Operating Profit	\$ 1,162	\$ 1,106	5
Special Items, Operating Profit	—	15	
Adjusted Operating Profit	\$ 1,162	\$ 1,121	4
Items Affecting Comparability			
Temporary relief from landlords <sup>(a)</sup>	—	(11)	
Temporary relief from government agencies <sup>(b)</sup>	—	(7)	
VAT deductions <sup>(c)</sup>	—	(44)	
Amortization of reacquired franchise rights <sup>(d)</sup>	—	2	
F/X impact <sup>(e)</sup>	28	—	
Core Operating Profit	\$ 1,190	\$ 1,061	12
Total revenues	11,303	10,978	3
F/X impact <sup>(e)</sup>	200	—	
Total revenues, excluding the impact of F/X	\$ 11,503	\$ 10,978	5
Core OP margin (%)	10.4%	9.7%	0.7 ppts.

Details of Items Affecting Comparability are presented below:

- (a) In relation to the effects of the COVID-19 pandemic, the Company was granted lease concessions from landlords. The lease concessions were primarily in the form of rent reduction over the period of time when the Company's restaurant business was adversely impacted. Such concessions were primarily recognized as a reduction of Occupancy and other operating expenses within Company restaurant expenses included in the Consolidated Statement of Income in the period the concession was granted. See Note 10 for additional information.
- (b) In relation to the effects of the COVID-19 pandemic, the Company received government subsidies for employee benefits and providing training to employees. The temporary relief was primarily recognized as a reduction to Payroll and employee benefits within Company restaurant expenses included in the Consolidated Statement of Income. See Note 2 for additional information about our government subsidies.
- (c) Pursuant to the tax policy issued by relevant government authorities, general VAT taxpayers in certain industries that meet certain criteria are allowed to claim an additional 10% or 15% input VAT, which will be used to offset their VAT payables. This VAT policy was further extended to December 31, 2023 but the additional deduction was reduced to 5% or 10% respectively. VAT deductions were primarily recorded as a reduction to Food and paper and Occupancy and other operating expenses within Company restaurant expenses included in the Consolidated Statements of Income. Such preferential policy was not extended in 2024. See "Significant Known Events, Trends or Uncertainties Expected to Impact Future Results" session within MD&A for additional information on VAT deductions.
- (d) As a result of the acquisition of our previously unconsolidated joint ventures of Hangzhou KFC, Suzhou KFC and Wuxi KFC, \$66 million, \$61 million and \$61 million of the purchase price were allocated to intangible assets related to reacquired franchise rights, respectively, which were amortized over the remaining franchise contract period of 1 year, 2.4 years and 5 years, respectively. The reacquired franchise rights were fully amortized as of March 31, 2023. The amortization was recorded in Other (Income) Expenses, net included in the Consolidated Statements of Income. See Note 6 for additional information.

- (e) The F/X impact on Core Operating Profit and Total revenues is presented only for the current year in relation to the immediately preceding year presented. When determining applicable growth percentages of Core Operating Profit, the Core Operating Profit for the current year should be compared to the prior year Operating Profit adjusted only for any prior year Special Items and Items Affecting Comparability. When comparing Core OP margin, Total revenues excluding F/X for the current year should be compared to the prior year Total revenues.

Reconciliation of GAAP Operating Profit to Core Operating Profit by segment is as follows:

	2024					
	KFC	Pizza Hut	All Other Segments	Corporate and Unallocated	Elimination	Total
GAAP Operating Profit (Loss)	\$ 1,192	\$ 153	\$ (15)	\$ (168)	\$ —	\$ 1,162
Special Items, Operating Profit	—	—	—	—	—	—
Adjusted Operating Profit (Loss)	\$ 1,192	\$ 153	\$ (15)	\$ (168)	\$ —	\$ 1,162
F/X impact	26	4	—	(2)	—	28
Core Operating Profit (Loss)	\$ 1,218	\$ 157	\$ (15)	\$ (170)	\$ —	\$ 1,190

	2023					
	KFC	Pizza Hut	All Other Segments	Corporate and Unallocated	Elimination	Total
GAAP Operating Profit (Loss)	\$ 1,202	\$ 142	\$ (31)	\$ (207)	\$ —	\$ 1,106
Special Items, Operating Profit	—	—	—	15	—	15
Adjusted Operating Profit (Loss)	\$ 1,202	\$ 142	\$ (31)	\$ (192)	\$ —	\$ 1,121
Items Affecting Comparability						
Temporary relief from landlords	(9)	(2)	—	—	—	(11)
Temporary relief from government agencies	(5)	(2)	—	—	—	(7)
VAT deductions	(36)	(6)	(2)	—	—	(44)
Amortization of reacquired franchise rights	2	—	—	—	—	2
F/X impact	—	—	—	—	—	—
Core Operating Profit (Loss)	\$ 1,154	\$ 132	\$ (33)	\$ (192)	\$ —	\$ 1,061

## Segment Results

### KFC

KFC delivered resilient performance in 2024 with increases in both total revenues and core operating profit. With flexible store models, KFC is expanding through both equity and franchise stores. Franchisees enable us to expand into remote areas, lower-tier cities and strategic locations previously beyond our reach. KFC continued to focus on innovative products, creating abundant value for our customers, updating ingredients and tastes to meet Chinese consumers' needs, as well as on introducing entry price point products. Our breakthrough business models, such as KCOFFEE Cafes, have enabled us to broaden our addressable market and capture new customer demand. KFC also continued its digital and delivery initiatives to enhance the customer experience. KFC's loyalty program members exceeded 490 million at year-end 2024 and contributed approximately 65% of system sales at KFC in 2024. Delivery sales accounted for approximately 40% of Company sales at KFC in 2024 with store and city coverage of 86% and 98%, respectively, at the end of 2024.

	% B/(W)			
	2024	2023	Reported	Ex F/X
Company sales	\$ 8,375	\$ 8,116	3	5
Franchise fees and income	69	62	11	13
Revenues from transactions with franchisees	55	45	25	27
Other revenues	10	17	(40)	(39)
<b>Total revenues</b>	<b>\$ 8,509</b>	<b>\$ 8,240</b>	<b>3</b>	<b>5</b>
Company restaurant expenses	\$ 6,961	\$ 6,676	(4)	(6)
G&A expenses	\$ 248	\$ 263	6	4
Franchise expenses	\$ 32	\$ 31	(7)	(9)
Expenses for transactions with franchisees	\$ 49	\$ 39	(22)	(23)
Other operating costs and expenses	\$ 8	\$ 15	48	47
Closures and impairment expenses, net	\$ 19	\$ 12	(67)	(69)
Other expenses, net	\$ —	\$ 2	84	83
Operating Profit	\$ 1,192	\$ 1,202	(1)	2
Core Operating Profit	\$ 1,218	\$ 1,154	NM	6
OP margin (%)	14.0%	14.6%	(0.6) ppts.	(0.5) ppts.
Restaurant profit	\$ 1,414	\$ 1,440	(2)	—
Restaurant margin (%)	16.9%	17.7%	(0.8) ppts.	(0.8) ppts.

	2024	% Change
System Sales Growth	4%	
System Sales Growth, excluding F/X	6%	
Same-Store Sales (Decline)	(2)%	

Unit Count	2024	2023	% Increase
Company-owned	10,187	9,237	10
Franchisees	1,461	1,059	38
	<b>11,648</b>	<b>10,296</b>	<b>13</b>

	2023	New Builds	Closures	Acquired	2024
Company-owned	9,237	1,278	(330)	2	10,187
Franchisees	1,059	429	(25)	(2)	1,461
Total	<b>10,296</b>	<b>1,707</b>	<b>(355)</b>	<b>—</b>	<b>11,648</b>

## Company Sales and Restaurant Profit

The changes in Company sales and Restaurant profit were as follows:

Income (Expense)	Store Portfolio				2024
	2023	Actions	Other	F/X	
Company sales	\$ 8,116	\$ 535	\$ (130)	\$ (146)	\$ 8,375
Cost of sales	(2,512)	(185)	7	45	(2,645)
Cost of labor	(2,057)	(147)	23	35	(2,146)
Occupancy and other operating expenses	(2,107)	(138)	40	35	(2,170)
Restaurant profit	\$ 1,440	\$ 65	\$ (60)	\$ (31)	\$ 1,414

In 2024, the increase in Company sales, excluding the impact of F/X, was primarily driven by net unit growth, partially offset by same-store sales decline. Restaurant profit remained flat, excluding the impact of F/X. Further excluding the lapping impact from the temporary relief from landlords and government agencies and VAT deductions received in prior year, the increase in Restaurant profit was primarily driven by the increase in Company sales, favorable commodity prices, operational efficiency improvement, lower advertising expenses and lower performance-based compensation, partially offset by increased value-for-money offerings and wage inflation in the low single digits.

## Franchise Fees and Income/Revenues from Transactions with Franchisees

In 2024, the increase in Franchise fees and income and Revenues from transactions with franchisees, excluding the impact of F/X, was primarily driven by acceleration of franchise store openings.

## G&A Expenses

In 2024, the decrease in G&A expenses, excluding the impact of F/X, was primarily driven by lower performance-based compensation costs.

## Operating Profit

In 2024, the increase in Operating profit, excluding the impact of F/X, was primarily driven by lower G&A expenses.

## Pizza Hut

Pizza Hut delivered strong performance in 2024 by accelerating store expansion with healthy returns and expanding profitability. We are transforming Pizza Hut into a more mass-market brand by widening price ranges, expanding the menu, and introducing breakthrough business models like Pizza Hut WOW. During 2024, we continued to focus on investing in value-for-money strategy, strengthening digital capabilities, fortifying delivery, expanding into new occasions and consumer segments and enhancing our asset portfolio to drive growth. Pizza Hut's loyalty program members exceeded 180 million at year-end 2024 and contributed approximately 64% of system sales at Pizza Hut in 2024. Delivery sales accounted for approximately 39% of Company sales at Pizza Hut in 2024 with store and city coverage of 92% and 92%, respectively, at the end of 2024.

	% B/(W)			
	2024	2023	Reported	Ex F/X
Company sales	\$ 2,223	\$ 2,214	—	2
Franchise fees and income	8	7	5	7
Revenues from transactions with franchisees	5	4	16	18
Other revenues	24	21	14	15
Total revenues	<u>\$ 2,260</u>	<u>\$ 2,246</u>	1	2
Company restaurant expenses	\$ 1,955	\$ 1,951	—	(2)
G&A expenses	\$ 110	\$ 118	7	6
Franchise expenses	\$ 4	\$ 4	(2)	(4)
Expenses for transactions with franchisees	\$ 4	\$ 4	(3)	(5)
Other operating costs and expenses	\$ 22	\$ 19	(19)	(20)
Closures and impairment expenses, net	\$ 12	\$ 8	(56)	(59)
Operating Profit	\$ 153	\$ 142	7	11
Core Operating Profit	\$ 157	\$ 132	NM	19
OP margin (%)	6.8%	6.3%	0.5 ppts.	0.5 ppts.
Restaurant profit	\$ 268	\$ 263	2	5
Restaurant margin (%)	12.0%	11.8%	0.2 ppts.	0.2 ppts.

	2024
	% Change
System Sales Growth	1%
System Sales Growth, excluding F/X	2%
Same-Store Sales (Decline)	(5)%

Unit Count	2024	2023	% Increase
Company-owned	3,525	3,155	12
Franchisees	199	157	27
	<u>3,724</u>	<u>3,312</u>	12

	2023	New Builds	Closures	2024
Company-owned	3,155	539	(169)	3,525
Franchisees	157	47	(5)	199
Total	<u>3,312</u>	<u>586</u>	<u>(174)</u>	<u>3,724</u>

## Company Sales and Restaurant Profit

The changes in Company sales and Restaurant profit were as follows:

Income (Expense)	Store Portfolio				2024
	2023	Actions	Other	F/X	
Company sales	\$ 2,214	\$ 146	\$ (98)	\$ (39)	\$ 2,223
Cost of sales	(692)	(49)	2	12	(727)
Cost of labor	(649)	(38)	49	10	(628)
Occupancy and other operating expenses	(610)	(38)	38	10	(600)
Restaurant profit	\$ 263	\$ 21	\$ (9)	\$ (7)	\$ 268

In 2024, the increase in Company sales, excluding the impact of F/X, was primarily driven by net unit growth, partially offset by same-store sales decline. Restaurant profit increased, excluding the impact of F/X. Further excluding the lapping impact from the temporary relief from landlords and government agencies and VAT deductions received in prior year, the increase in Restaurant profit was primarily driven by the increase in Company sales, operational efficiency improvement, favorable commodity prices, lower performance-based compensation and lower advertising expenses, partially offset by increased value-for-money offerings and wage inflation in the low single digits.

## G&A Expenses

In 2024, the decrease in G&A expenses, excluding the impact of F/X, was primarily driven by lower performance-based compensation costs.

## Operating Profit

In 2024, the increase in Operating profit, excluding the impact of F/X, was primarily driven by the increase in Restaurant profit and lower G&A expenses.

## All Other Segments

All Other Segments reflects the results of Lavazza, Huang Ji Huang, Little Sheep and Taco Bell, our delivery operating segment and our e-commerce business.

	% B/(W)			
	2024	2023	Reported	Ex F/X
Company sales	\$ 53	\$ 61	(13)	(12)
Franchise fees and income	17	20	(16)	(14)
Revenues from transactions with franchisees	71	74	(4)	(3)
Other revenues	648	624	4	6
Total revenues	\$ 789	\$ 779	1	3
Company restaurant expenses	\$ 58	\$ 76	22	21
G&A expenses	\$ 37	\$ 43	11	10
Franchise expenses	\$ 1	\$ 1	16	15
Expenses for transactions with franchisees	\$ 65	\$ 67	3	2
Other operating costs and expenses	\$ 635	\$ 614	(3)	(5)
Closure and impairment expenses, net	\$ 8	\$ 9	15	14
Operating Loss	\$ (15)	\$ (31)	48	48
OP margin (%)	(2.0)%	(3.9)%	1.9 ppts.	1.9 ppts.
Restaurant loss	\$ (5)	\$ (15)	58	58
Restaurant margin (%)	(12.1)%	(25.1)%	13.0 ppts.	13.0 ppts.

## Total Revenues

In 2024, the increase in Total revenues, excluding the impact of F/X, was primarily driven by inter-segment revenue generated by our delivery team for services provided to Company-owned restaurants as a result of increased delivery sales, partially offset by decline in Company sales.

## Operating Loss

In 2024, the decrease in Operating loss, excluding the impact of F/X, was primarily driven by the decrease in Operating loss from certain emerging brands.

## Corporate & Unallocated

	% B/(W)			
	2024	2023	Reported	Ex F/X
Revenues from transactions with franchisees <sup>(a)</sup>	\$ 289	\$ 249	16	18
Other revenues	\$ 64	\$ 44	45	48
Expenses for transactions with franchisees <sup>(a)</sup>	\$ 286	\$ 246	(16)	(18)
Other operating costs and expenses	\$ 63	\$ 42	(50)	(52)
Corporate G&A expenses	\$ 173	\$ 214	19	19
Other unallocated income, net	\$ 1	\$ 2	(76)	(76)
Interest income, net	\$ 129	\$ 169	(23)	(23)
Investment gain (loss)	\$ 40	\$ (49)	NM	NM
Income tax provision (See Note 15)	\$ (356)	\$ (329)	(8)	(10)
Equity in net earnings (losses) from equity method investments	\$ 5	\$ 4	18	18
Effective tax rate (See Note 15)	26.7%	26.9%	0.2 ppts	0.2 ppts

- (a) Primarily includes revenues and associated expenses of transactions with franchisees derived from the Company's central procurement model whereby food and paper products are centrally purchased and then mainly sold to KFC and Pizza Hut franchisees. Amounts have not been allocated to any segment for purposes of making operating decisions or assessing financial performance as the transactions are corporate revenues and expenses in nature.

## Revenues from Transactions with Franchisees

In 2024, the increase in Revenues from transactions with franchisees, excluding the impact of F/X, was mainly due to the increase in system sales for franchisees primarily driven by acceleration of franchise store openings.

## Corporate G&A Expenses

In 2024, the decrease in Corporate G&A expenses, excluding the impact of F/X, was primarily driven by lower performance-based compensation costs.

## Interest Income, Net

In 2024, the decrease in interest income, excluding the impact of F/X, was primarily driven by lower investment balance during the year.

## Investment Gain (Loss)

The investment gain (loss) mainly relates to the change in fair value of our investment in Meituan Dianping ("Meituan"). See Note 3 for additional information.

## Income Tax Provision

Our income tax provision primarily includes tax on our earnings generally at the Chinese statutory tax rate of 25% with certain Chinese subsidiaries qualified at preferential tax rates, withholding tax on planned or actual repatriation of earnings outside of China, Hong Kong profits tax, and U.S. corporate income tax, if any. Our effective tax rate was 26.7% and 26.9% in 2024 and 2023, respectively. The lower effective tax rate in 2024 compared with that in 2023 was primarily due to the impact from fair value change of our investment in Meituan.

## Significant Known Events, Trends or Uncertainties Expected to Impact Future Results

### *Tax Examination on Transfer Pricing*

We are subject to reviews, examinations and audits by Chinese tax authorities, the IRS and other tax authorities with respect to income and non-income based taxes. Since 2016, we have been under a national audit on transfer pricing by the STA in China regarding our related party transactions for the period from 2006 to 2015. The information and views currently exchanged with the tax authorities focus on our franchise arrangement with YUM. We continue to provide information requested by the tax authorities to the extent it is available to the Company. It is reasonably possible that there could be significant developments, including expert review and assessment by the STA, within the next 12 months. The ultimate assessment and decision of the STA will depend upon further review of the information provided, as well as ongoing technical and other discussions with the STA and in-charge local tax authorities, and therefore it is not possible to reasonably estimate the potential impact at this time. We will continue to defend our transfer pricing position. However, if the STA prevails in the assessment of additional tax due based on its ruling, the assessed tax, interest and penalties, if any, could have a material adverse impact on our financial position, results of operations and cash flows.

### *PRC Value-Added Tax (“VAT”)*

Effective May 1, 2016, a 6% output VAT replaced the 5% business tax (“BT”) previously applied to certain restaurant sales. Input VAT would be creditable to the aforementioned 6% output VAT. Our new retail business is generally subject to VAT rates at 9% or 13%. The latest VAT rates imposed on our purchase of materials and services included 13%, 9% and 6%, which were gradually changed from 17%, 13%, 11% and 6% since 2017. These rate changes impact our input VAT on all materials and certain services, mainly including construction, transportation and leasing. However, the impact on our operating results is not expected to be significant.

Entities that are general VAT taxpayers are permitted to offset qualified input VAT paid to suppliers against their output VAT upon receipt of appropriate supplier VAT invoices on an entity-by-entity basis. When the output VAT exceeds the input VAT, the difference is remitted to tax authorities, usually on a monthly basis; whereas when the input VAT exceeds the output VAT, the difference is treated as a VAT asset which can be carried forward indefinitely to offset future net VAT payables. VAT related to purchases and sales which have not been settled at the balance sheet date is disclosed separately as an asset and liability, respectively, on the Consolidated Balance Sheets. At each balance sheet date, the Company reviews the outstanding balance of any VAT asset for recoverability, giving consideration to the indefinite life of VAT assets as well as its forecasted operating results and capital spending, which inherently includes significant assumptions that are subject to change. As of December 31, 2024 and 2023, the Company has not made an allowance for the recoverability of VAT assets, as the balance is expected to be utilized to offset against VAT payables or be refunded in the future.

On June 7, 2022, the Chinese Ministry of Finance (“MOF”) and the STA jointly issued Circular [2022] No. 21, to extend full VAT credit refunds to more sectors and increase the frequency for accepting taxpayers’ applications. Beginning on July 1, 2022, entities engaged in providing catering services in China are allowed to apply for a lump sum refund of VAT assets accumulated prior to March 31, 2019. In addition, VAT assets accumulated after March 31, 2019 can be refunded on a monthly basis.

As of December 31, 2024, current and non-current VAT assets of \$117 million and \$8 million and net VAT payable of \$8 million were recorded in Prepaid expenses and other current assets, Other assets and Accounts payable and other current liabilities, respectively, on the Consolidated Balance Sheets.

The Company will continue to review the classification of VAT assets at each balance sheet date, giving consideration to different local implementation practices of refunding VAT assets and the outcome of potential administrative reviews.

Pursuant to Circular [2019] No. 39, Circular [2019] No. 87 and Circular [2022] No. 11 jointly issued by relevant government authorities, including the MOF and the STA, from April 1, 2019 to December 31, 2022, general VAT taxpayers in certain industries that meet certain criteria were allowed to claim an additional 10% or 15% input VAT, which were used to offset their VAT payables. Pursuant to Circular [2023] No. 1 jointly issued by the MOF and the STA in January 2023, such VAT policy was further extended to December 31, 2023 but the additional deduction was reduced to 5% or 10% respectively. Accordingly, we recognized such VAT deductions of \$44 million in 2023. The VAT deductions were recorded as a reduction to the related expense item, primarily in Company restaurant expenses included in the Consolidated Statements of Income. Such preferential VAT policy was not extended in 2024.

We have been benefiting from the retail tax structure reform since it was implemented on May 1, 2016. However, the amount of our expected benefit from this VAT regime depends on a number of factors, some of which are outside of our control. The interpretation and application of the new VAT regime are not settled at some local governmental levels. On December 25, 2024, China enacted the prevailing VAT regulations into the VAT Law, which will come into effect on January 1, 2026. In terms of tax rates, the VAT Law maintains the existing rates of 13%, 9% and 6%. We will monitor the regulatory developments and evaluate the impact, if any, once the detailed implementation rules are released.

### **Foreign Currency Exchange Rate**

The reporting currency of the Company is the US\$. Most of the revenues, costs, assets and liabilities of the Company are denominated in Chinese Renminbi (“RMB”). Any significant change in the exchange rate between US\$ and RMB may materially affect the Company’s business, results of operations, cash flows and financial condition, depending on the weakening or strengthening of RMB against the US\$. See “Item 7A. Quantitative and Qualitative Disclosures About Market Risk” for further discussion.

## **Consolidated Cash Flows**

**Net cash provided by operating activities** was \$1,419 million in 2024 as compared to \$1,473 million in 2023. The decrease was primarily driven by working capital changes.

**Net cash used in investing activities** was \$178 million in 2024 as compared to \$743 million in 2023. The decrease was mainly due to the net impact on cash flows resulting from purchases and maturities of short-term investments, and long-term bank deposits and notes.

**Net cash used in financing activities** was \$1,636 million in 2024 as compared to \$716 million in 2023. The increase was primarily driven by the increase in share repurchases and repayment of short-term bank borrowings.

## Liquidity and Capital Resources

Historically we have funded our operations through cash generated from the operation of our Company-owned stores and our franchise operations. Our global offering in September 2020 provided us with \$2.2 billion in net proceeds.

Our ability to fund our future operations and capital needs will primarily depend on our ongoing ability to generate cash from operations. We believe our principal uses of cash in the future will be primarily to fund our operations and capital expenditures for accelerating store network expansion and store remodeling, to step up investments in digitalization, automation and logistics infrastructure, to provide returns to our stockholders, as well as to explore opportunities for investments that build and support our ecosystem or strategic acquisitions. We believe that our future cash from operations, together with our funds on hand and access to the capital markets, will provide adequate resources to fund these uses of cash, and that our existing cash, net cash from operations and credit facilities will be sufficient to fund our operations and anticipated capital expenditures for the next 12 months. We currently expect our fiscal year 2025 capital expenditures to be in the range of approximately \$700 million to \$800 million.

If our cash flows from operations are less than we require, we may need to access the capital markets to obtain financing. Our access to, and the availability of, financing on acceptable terms and conditions in the future or at all will be impacted by many factors, including, but not limited to:

- our financial performance;
- our credit ratings;
- the liquidity of the overall capital markets and our access to capital markets; and
- the state of the Chinese, U.S. and global economies, as well as relations between the Chinese and U.S. governments.

There can be no assurance that we will have access to the capital markets on terms acceptable to us or at all.

Generally, our income is subject to the Chinese statutory tax rate of 25%. However, to the extent our cash flows from operations exceed our China cash requirements, the excess cash may be subject to an additional 10% withholding tax levied by the Chinese tax authority, subject to any reduction or exemption set forth in relevant tax treaties or tax arrangements.

### *Share Repurchases and Dividends*

On November 4, 2024, our Board of Directors increased the share repurchase authorization by \$1 billion to an aggregate of \$4.4 billion. Yum China may repurchase shares under this program from time to time in the open market or, subject to applicable regulatory requirements, through privately negotiated transactions, block trades, accelerated share repurchase transactions and the use of Rule 10b5-1 trading plans. During the years ended December 31, 2024 and 2023, the Company repurchased 31.3 million shares of common stock for \$1,242 million and 12.4 million shares of common stock for \$617 million, respectively, under the repurchase program, excluding transaction costs and excise tax.

The Company paid a cash dividend of \$0.16 and \$0.13 per share for each quarter of 2024 and 2023, respectively. Total cash dividends of \$248 million and \$216 million were paid to stockholders in 2024 and 2023, respectively.

The Company plans to step up its capital returns to shareholders from \$3 billion to \$4.5 billion between 2024 to 2026, representing an increase of 50%. The Company returned \$1.5 billion in share repurchases and dividends in 2024, and plans to return \$3 billion to shareholders from the beginning of 2025 through the end of 2026. On February 5, 2025, the Board of Directors declared a 50% increase in the cash dividend, raising it to \$0.24 per share, payable on March 27, 2025, to stockholders of record as of the close of business on March 6, 2025. The Company has entered into share repurchase agreements

in the U.S. and Hong Kong for an aggregate repurchase amount of approximately \$360 million through open market transactions for the first half of 2025. The share repurchase agreements include approximately \$290 million under Rule 10b5-1 trading plans in the U.S. and approximately HK\$550 million (\$70 million) for a similar program in Hong Kong.

Our plan of capital returns to shareholders is based on current expectations, which may change based on market conditions, capital needs or otherwise. In addition, our ability to declare and pay any dividends on our stock may be restricted by our earnings available for distribution under applicable Chinese laws. The laws, rules and regulations applicable to our Chinese subsidiaries permit payments of dividends only out of their accumulated profits, if any, determined in accordance with applicable Chinese accounting standards and regulations. Under Chinese laws, an enterprise incorporated in China is required to set aside at least 10% of its after-tax profits each year, after making up previous years' accumulated losses, if any, to fund certain statutory reserve funds, until the aggregate amount of such a fund reaches 50% of its registered capital. As a result, our Chinese subsidiaries are restricted in their ability to transfer a portion of their net assets to us in the form of dividends. At the discretion of the board of directors, as an enterprise incorporated in China, each of our Chinese subsidiaries may allocate a portion of its after-tax profits based on Chinese accounting standards to staff welfare and bonus funds. These reserve funds and staff welfare and bonus funds are not distributable as cash dividends.

### ***Borrowing Capacity***

As of December 31, 2024, the Company had credit facilities of RMB8,790 million (approximately \$1,204 million), comprised of onshore credit facilities in the aggregate amount of RMB6,600 million (approximately \$904 million), offshore credit facilities in the aggregate amount of \$100 million and a credit facility of \$200 million that can be used for either onshore or offshore.

The credit facilities had remaining terms ranging from less than one year to three years as of December 31, 2024. Our credit facilities mainly include term loans, overdrafts, letters of credit, banker's acceptance notes and bank guarantees. The credit facilities in general bear interest based on the Loan Prime Rate ("LPR") published by the National Interbank Funding Centre of the PRC, or Secured Overnight Financing Rate ("SOFR") published by the Federal Reserve Bank of New York. Each credit facility contains a cross-default provision whereby our failure to make any payment on a principal amount from any credit facility will constitute a default on other credit facilities. Some of the credit facilities contain covenants limiting, among other things, certain additional indebtedness and liens, and certain other transactions specified in the respective agreements. As of December 31, 2024, we had outstanding short-term bank borrowings of RMB929 million (approximately \$127 million), mainly to manage working capital at our operating subsidiaries. Such bank borrowings are due within one year from their issuance dates. As of December 31, 2024, we also had outstanding bank guarantees of RMB258 million (approximately \$35 million) mainly to secure our lease payments to landlords for certain Company-owned restaurants. Our credit facilities were therefore reduced by outstanding short-term bank borrowings, adjusted for unamortized interest and collateral, and outstanding guarantees. As of December 31, 2024, the Company had unused credit facilities of approximately \$1,041 million.

### ***Material Cash Requirements***

Our material short-term and long-term cash requirements as of December 31, 2024 included:

	<b>Total</b>	<b>Less than 1 Year</b>	<b>1-3 Years</b>	<b>3-5 Years</b>	<b>More than 5 Years</b>
Finance Leases <sup>(a)</sup>	\$ 69	\$ 7	\$ 14	\$ 14	\$ 34
Operating Leases <sup>(a)</sup>	2,607	501	817	572	717
Short-term borrowings <sup>(b)</sup>	128	128	—	—	—
Purchase Obligations <sup>(c)</sup>	368	122	183	28	35
<b>Total</b>	<b>\$ 3,172</b>	<b>\$ 758</b>	<b>\$ 1,014</b>	<b>\$ 614</b>	<b>\$ 786</b>

- (a) These obligations, which are shown on a nominal basis, relate primarily to over 13,800 Company-owned restaurants. See Note 10 for additional information.
- (b) This represents outstanding principal amount of short-term borrowings, by excluding the impact of debt discounts as of December 31, 2024. See Note 9 for additional information.
- (c) Purchase obligations relate primarily to capital expenditure commitment for infrastructure, as well as supply and service agreements. We have excluded agreements that are cancelable without penalty or have a remaining term not in excess of one year. Such commitments are generally near term in nature, will be funded from operating cash flows, and are not significant to the Company's overall financial position.

We have not included in the table above approximately \$23 million of liabilities for unrecognized tax benefits related to the uncertainty with regard to the deductibility of certain business expenses incurred as well as related accrued interest and penalties. These liabilities may increase or decrease over time as a result of tax examinations, and given the status of the examinations, we cannot reliably estimate the period of any cash settlement with the respective taxing authorities. These liabilities exclude amounts that are temporary in nature and for which we anticipate that over time there will be no net cash outflow.

We had no material contingent obligations as of December 31, 2024. Please see Note 17 for further discussion.

## New Accounting Pronouncements

### Recently Adopted Accounting Pronouncements

See Note 2 for details of recently adopted accounting pronouncements.

### New Accounting Pronouncements Not Yet Adopted

In December 2023, the FASB issued ASU 2023-09, *Income Taxes (Topic 740)—Improvements to Income Tax Disclosures* ("ASU 2023-09"), requiring public business entities to provide additional information in the rate reconciliation and additional disclosures about income taxes paid. ASU 2023-09 is effective for the Company from January 1, 2025, with early adoption permitted. We are currently evaluating the impact the adoption of this standard may have on our financial statements.

In November 2024, the FASB issued ASU 2024-03, *Income Statement-Reporting Comprehensive Income-Expense Disaggregation Disclosures (Subtopic 220-40)* ("ASU 2024-03"), requiring public business entities to disclose in the notes to the financial statements, among other things, specific information about certain costs and expenses including purchases of inventory, employee compensation, depreciation, amortization and depletion expenses for each caption on the income statement where such expenses are included. ASU 2024-03 is effective for the Company for annual period from January 1, 2027, and for interim periods from January 1, 2028, with early adoption permitted. We are currently evaluating the impact the adoption of this standard may have on our financial statements.

## Critical Accounting Policies and Estimates

Our reported results are impacted by the application of certain accounting policies that require us to make subjective or complex judgments. These judgments involve estimations of the effect of matters that are inherently uncertain and may significantly impact our quarterly or annual results of operations or financial condition. Changes in the estimates and

judgments could significantly affect our results of operations, financial condition and cash flows in future years. A description of what we consider to be our most significant critical accounting policies and estimates follows.

### **Loyalty Programs**

Each of the Company's KFC and Pizza Hut reportable segments operates a loyalty program that allows registered members to earn points for each qualifying purchase. Points, which generally expire 18 months after being earned, may be redeemed for future purchases of KFC or Pizza Hut branded products or other products for free or at a discounted price. Points cannot be redeemed or exchanged for cash. The estimated value of points earned by the loyalty program members is recorded as a reduction of revenue at the time the points are earned, based on the percentage of points that are projected to be redeemed, with a corresponding deferred revenue liability included in Accounts payable and other current liabilities in the Consolidated Balance Sheets and subsequently recognized into revenue when the points are redeemed or expire. The Company estimates the value of the future redemption obligations based on the estimated value of the product for which points are expected to be redeemed and historical redemption patterns and reviews such estimates periodically based upon the latest available information regarding redemption and expiration patterns.

### **Breakage Revenue**

We recognize revenues from prepaid stored-value products, including gift cards and product vouchers, when they are redeemed by the customer. Prepaid gift cards sold at any given point generally expire over the next 36 months, and product vouchers generally expire over a period of up to 12 months. We recognize breakage revenue, which is the amount of prepaid stored-value products that is not expected to be redeemed, either (1) proportionally in earnings as redemptions occur, in situations where the Company expects to be entitled to a breakage amount, or (2) when the likelihood of redemption is remote, in situations where the Company does not expect to be entitled to breakage, provided that there is no requirement for remitting balances to government agencies under unclaimed property laws. The Company reviews its breakage estimates at least annually based upon the latest available information regarding redemption and expiration patterns.

### **Impairment or Disposal of Long-Lived Assets**

We review long-lived assets of restaurants (primarily operating lease right-of-use assets and property, plant and equipment ("PP&E")) semi-annually for impairment, or whenever events or changes in circumstances indicate that the carrying amount of a restaurant may not be recoverable. We evaluate recoverability based on the restaurant's forecasted undiscounted cash flows, which are based on our entity-specific assumptions, to the carrying value of such assets. The forecasted undiscounted cash flows incorporate our best estimate of sales growth based upon our operation plans for the unit and actual results at comparable restaurants. For restaurant assets that are deemed not to be recoverable, we write down the impaired restaurant to its estimated fair value. In determining the fair value of restaurant-level assets, we consider the highest and best use of the assets from market participants' perspective, which is represented by the higher of the forecasted discounted cash flows of operating restaurants and the price market participants would pay to sub-lease the operating lease right-of-use assets and acquire remaining restaurant assets, even if that use differs from the current use by the Company. Key assumptions in the determination of fair value include reasonable sales growth assumption in generating after-tax cash flows that would be used by a franchisee in the determination of a purchase price for the restaurant, and market rental assumption for estimating the price market participants would pay to sub-lease the operating lease right-of-use assets. Estimates of forecasted cash flows of operating restaurants are highly subjective judgments and can be significantly impacted by changes in the business or economic conditions. Estimates of the price market participants would pay to sub-lease the operating lease right-of-use assets are based on comparable market rental information that could be reasonably obtained for the property. In situations where the highest and best use of the restaurant-level assets

from market participants' perspective is represented by sub-leasing the operating lease right-of-use assets and acquiring the remaining restaurant assets, the Company continues to use these assets in operating its restaurant business, which is consistent with its long-term strategy of growing revenue through operating restaurant concepts.

When we believe it is more likely than not a restaurant or groups of restaurants will be refranchised for a price less than their carrying value, but do not believe the restaurant(s) have met the criteria to be classified as held for sale, we review the restaurants for impairment. Expected net sales proceeds are generally based on actual bids from the buyer.

The discount rate used in the fair value calculations is our estimate of the required rate-of-return that a franchisee would expect to receive when purchasing a similar restaurant or groups of restaurants and the related long-lived assets.

We evaluate indefinite-lived intangible assets for impairment on an annual basis or more often if an event occurs or circumstances change that indicates impairment might exist. We perform our annual test for impairment of our indefinite-lived intangible assets at the beginning of our fourth quarter. When we evaluate these assets for impairment, we have the option to first perform a qualitative assessment to determine whether an intangible asset group is impaired. If we believe, as a result of the qualitative assessment, that it is more likely than not that the fair value of the intangible asset group is less than its carrying amount, we will then perform a quantitative assessment. Fair value is an estimate of the price a willing buyer would pay for the intangible asset and is generally estimated by discounting the expected future after-tax cash flows associated with the intangible asset. The discount rate is our estimate of the required rate-of-return that a third-party buyer would expect to receive. These estimates are highly subjective, and our ability to achieve the forecasted cash is affected by factors such as changes in our operating performance and business strategies and changes in economic conditions. Our indefinite-lived intangible assets had a book value of \$123 million and \$127 million as of December 31, 2024 and 2023, respectively, representing two material indefinite-lived intangible assets, which are our Little Sheep and Huang Ji Huang trademarks.

In the year ended December 31, 2024, we elected to perform the qualitative impairment assessment for the Little Sheep and Huang Ji Huang trademarks by evaluating all pertinent factors, including but not limited to macroeconomic conditions, industry and market conditions and financial performance and concluded that it was more likely than not that the assets were not impaired. No impairment charges on trademarks related to Little Sheep and Huang Ji Huang were recorded in 2024 and 2023.

Our finite-lived intangible assets that are not allocated to an individual restaurant are evaluated for impairment whenever events or changes in circumstances indicate that the carrying amount of the intangible asset may not be recoverable. An intangible asset that is deemed not recoverable on an undiscounted basis is written down to its estimated fair value, which is our estimate of the price a willing buyer would pay for the intangible asset based on discounted expected future after-tax cash flows. For purposes of our impairment analysis, we update the cash flows that were initially used to value the finite-lived intangible asset to reflect our current estimates and assumptions over the asset's future remaining life.

### **Impairment of Goodwill**

We evaluate goodwill for impairment on an annual basis as of the beginning of our fourth quarter or more often if an event occurs or circumstances change that indicates impairment might exist. When we evaluate goodwill for impairment, we have the option to first perform a qualitative assessment to determine whether it is more likely than not the fair value of a reporting unit is less than its carrying amount. If we believe, as a result of the qualitative assessment, that it is more likely than not that the fair value of the reporting unit is less than its carrying amount, we will then perform a quantitative assessment. Our reporting units are our individual operating segments. Fair value is the price a willing buyer would pay for the reporting unit, and is generally estimated using discounted expected future after-tax cash flows from the business operation of the reporting unit.

Future cash flow estimates and the discount rate are the key assumptions when estimating the fair value of a reporting unit. Future cash flows are based on growth expectations relative to recent historical performance and incorporate sales growth and margin improvement assumptions that we believe a third-party buyer would assume when determining a purchase price for the reporting unit. The sales growth and margin improvement assumptions that factor into the discounted cash flows are highly correlated as cash flow growth can be achieved through various interrelated strategies such as product pricing and restaurant productivity initiatives. The discount rate is our estimate of the required rate-of-return that a third-party buyer would expect to receive when purchasing a business from us that constitutes a reporting unit. We believe the discount rate is commensurate with the risks and uncertainty inherent in the forecasted cash flows. These estimates are highly subjective, and our ability to achieve the forecasted cash is affected by factors such as changes in our operating performance and business strategies and changes in economic conditions.

Our goodwill of \$1,880 million as of December 31, 2024 was related to the KFC, Pizza Hut, Huang Ji Huang and Lavazza reporting units. In the year ended December 31, 2024, we elected to perform a qualitative impairment assessment for each of our individual reporting units of KFC, Pizza Hut, Huang Ji Huang and Lavazza. Based on our qualitative assessment, the Company concluded that no changes in events or circumstances have occurred that indicated impairment may exist and it was more likely than not that the fair value of the reporting units exceeds their carrying amount and therefore no quantitative assessment was required. No impairment charge on goodwill was recorded in 2024 and 2023.

### Share-Based Compensation

We account for share awards issued to employees in accordance with Accounting Standards Codification Topic 718 (“ASC 718”), *Compensation-Stock Compensation*. Share-based compensation cost is measured at the grant date based on the fair value of the award and is recognized as an expense, net of estimated forfeitures, over the requisite service period, which is generally the vesting period. We recognize share-based compensation expense for awards granted to employees and non-employee directors using the straight-line method.

We estimated the fair value of stock options and SARs at the grant date using the Black-Scholes option-pricing model (“the BS model”). PSUs have market conditions that are based on the closing price of Yum China’s stock or relative total shareholder return against selected indices or the constituents of the indices measured over the performance period. The fair values of PSUs have been determined based on the outcome of a Monte-Carlo Simulation model (the “MCS model”). It should be noted that these pricing models require the input of highly subjective assumptions. Changes in the subjective input assumptions can materially affect the fair value estimate and, as a result, our operating profit and net income.

Under the BS and MCS models, we made a number of assumptions regarding the fair value of the share-based awards, including:

- the expected future volatility of the price of shares of Yum China common stock;
- the risk-free interest rate;
- the expected dividend yield; and
- the expected term.

We estimated the expected future volatility of the price of shares of Yum China common stock based on the historical volatility of the Company’s common stock and historical price volatility of the publicly traded shares of common stock of comparable companies in the same business as Yum China. The risk-free interest rate was based on the U.S. Treasury

zero-coupon yield in effect with maturity terms equal to the expected term or performance measurement period of the awards. The dividend yield was estimated based on the Company's dividend policy at the time of the grant. We use historical turnover data to estimate the expected forfeiture rate.

## Income Taxes

### **Uncertain Tax Positions**

We are subject to reviews, examinations and audits by Chinese tax authorities, the IRS and other tax authorities with respect to income and non-income based taxes. We recognize the benefit of positions taken or expected to be taken in our tax returns when it is more likely than not that the position would be sustained upon examination by these tax authorities. A recognized tax position is then measured at the largest amount of benefit that is greater than 50% likely of being realized upon settlement. At December 31, 2024 and 2023, we had \$19 million and \$20 million, respectively, of unrecognized tax benefits related to the uncertainty with regard to the deductibility of certain business expenses incurred. The ultimate outcome for a particular tax position may not be determined with certainty prior to the conclusion of a tax audit and, in some cases, appeal or litigation process. The actual benefits ultimately realized may differ from the Company's estimates. We evaluate unrecognized tax benefits, including interest and penalty thereon, on a quarterly basis to ensure that they have been appropriately adjusted for events, including change or developments with respect to tax audits, audit settlements and expiration of the statute of limitation, which may impact our ultimate payment for such exposures.

Since 2016, we have been under a national audit on transfer pricing by the STA in China regarding our related party transactions for the period from 2006 to 2015. The information and views currently exchanged with the tax authorities focus on our franchise arrangement with YUM. We continue to provide information requested by the tax authorities to the extent it is available to the Company. It is reasonably possible that there could be significant developments, including expert review and assessment by the STA, within the next 12 months. The ultimate assessment and decision of the STA will depend upon further review of the information provided, as well as ongoing technical and other discussions with the STA and in-charge local tax authorities, and therefore it is not possible to reasonably estimate the potential impact at this time. We will continue to defend our transfer pricing position. However, if the STA prevails in the assessment of additional tax due based on its ruling, the assessed tax, interest and penalties, if any, could have a material adverse impact on our financial position, results of operations and cash flows.

### **Unremitted Earnings of Foreign Subsidiaries**

We have investments in our foreign subsidiaries where the carrying values for financial reporting exceed the tax basis. Except for the planned but yet to be distributed earnings, we have not provided deferred tax on the portion of the excess that we believe is indefinitely reinvested, as we have the ability and intent to indefinitely postpone the basis differences from reversing with a tax consequence. The Company's separation from YUM was intended to qualify as a tax-free reorganization for U.S. income tax purposes resulting in the excess of financial reporting basis over tax basis in our investment in the China business continuing to be indefinitely reinvested. The excess of financial reporting basis over tax basis as of December 31, 2017 was subject to the one-time transition tax under the Tax Act as a deemed repatriation of accumulated undistributed earnings from the foreign subsidiaries. However, we continue to believe that the portion of the excess of financial reporting basis over tax basis (including earnings and profits subject to the one-time transition tax) is indefinitely reinvested in our foreign subsidiaries for foreign withholding tax purposes. We estimate that our total temporary difference for which we have not provided foreign withholding taxes is approximately \$3 billion at December 31, 2024. The foreign withholding tax rate on this amount is 5% or 10% depending on the manner of repatriation and the applicable tax treaties or tax arrangements.

See Note 15 for a further discussion of our income taxes.

## Item 7A. Quantitative and Qualitative Disclosures About Market Risk.

---

### Quantitative and Qualitative Disclosures About Market Risk

#### *Foreign Currency Exchange Rate Risk*

Changes in foreign currency exchange rates impact the translation of our reported foreign currency denominated earnings, cash flows and net investments in foreign operations, virtually all of which are denominated in RMB. While substantially all of our supply purchases are denominated in RMB, from time to time, we enter into agreements with third parties to purchase certain amount of goods and services sourced overseas and make payments in the corresponding local currencies at predetermined exchange rates when practical, to minimize the related foreign currency exposure with immaterial impact on our financial statements.

As substantially all of the Company's operations are located in China, the Company is exposed to movements in the RMB foreign currency exchange rate. For the year ended December 31, 2024, the Company's Operating profit would have decreased by approximately \$111 million if the RMB weakened 10% relative to the U.S. dollar. This estimated reduction assumes no changes in sales volumes or local currency sales or input prices.

#### *Commodity Price Risk*

We are subject to volatility in food costs as a result of market risk associated with commodity prices. Our ability to recover increased costs through higher pricing is, at times, limited by the competitive environment in which we operate. We manage our exposure to this risk primarily through pricing agreements with our vendors.

#### *Investment Risk*

In September 2018, we invested \$74 million in 8.4 million of Meituan's ordinary shares. The Company sold 4.2 million of its ordinary shares of Meituan in the second quarter of 2020 for proceeds of approximately \$54 million. Equity investment in Meituan is recorded at fair value, which is measured on a recurring basis and is subject to market price volatility. See Note 3 for further discussion on our investment in Meituan.

## Item 8. Financial Statements and Supplementary Data.

### INDEX TO FINANCIAL INFORMATION

	<u>Page Reference</u>
<b>Consolidated Financial Statements</b>	
Report of Independent Registered Public Accounting Firm (KPMG Huazhen LLP, Shanghai, China, Auditor Firm ID: 1186)	99
Consolidated Statements of Income for the years ended December 31, 2024, 2023 and 2022	102
Consolidated Statements of Comprehensive Income for the years ended December 31, 2024, 2023 and 2022	103
Consolidated Statements of Cash Flows for the years ended December 31, 2024, 2023 and 2022	104
Consolidated Balance Sheets as of December 31, 2024 and 2023	105
Consolidated Statements of Equity for the years ended December 31, 2024, 2023 and 2022	106
Notes to Consolidated Financial Statements	107

### Financial Statement Schedules

No schedules are required because either the required information is not present or not present in amounts sufficient to require submission of the schedule, or because the information required is included in the above-listed financial statements or notes thereto.

## Report of Independent Registered Public Accounting Firm

To the Stockholders and Board of Directors  
Yum China Holdings, Inc.:

### Opinions on the Consolidated Financial Statements and Internal Control Over Financial Reporting

We have audited the accompanying consolidated balance sheets of Yum China Holdings, Inc. and subsidiaries (the Company) as of December 31, 2024 and 2023, the related consolidated statements of income, comprehensive income, equity, and cash flows for each of the years in the three-year period ended December 31, 2024, and the related notes (collectively, the consolidated financial statements). We also have audited the Company's internal control over financial reporting as of December 31, 2024, based on criteria established in *Internal Control—Integrated Framework (2013)* issued by the Committee of Sponsoring Organizations of the Treadway Commission.

In our opinion, the consolidated financial statements referred to above present fairly, in all material respects, the financial position of the Company as of December 31, 2024 and 2023, and the results of its operations and its cash flows for each of the years in the three-year period ended December 31, 2024, in conformity with U.S. generally accepted accounting principles. Also in our opinion, the Company maintained, in all material respects, effective internal control over financial reporting as of December 31, 2024, based on criteria established in *Internal Control—Integrated Framework (2013)* issued by the Committee of Sponsoring Organizations of the Treadway Commission.

### Basis for Opinions

The Company's management is responsible for these consolidated financial statements, for maintaining effective internal control over financial reporting and for its assessment of the effectiveness of internal control over financial reporting, included in the accompanying Management's Report on Internal Control over Financial Reporting. Our responsibility is to express an opinion on the Company's consolidated financial statements and an opinion on the Company's internal control over financial reporting based on our audits. We are a public accounting firm registered with the Public Company Accounting Oversight Board (United States) (PCAOB) and are required to be independent with respect to the Company in accordance with the U.S. federal securities laws and the applicable rules and regulations of the Securities and Exchange Commission and the PCAOB.

We conducted our audits in accordance with the standards of the PCAOB. Those standards require that we plan and perform the audits to obtain reasonable assurance about whether the consolidated financial statements are free of material misstatement, whether due to error or fraud, and whether effective internal control over financial reporting was maintained in all material respects.

Our audits of the consolidated financial statements included performing procedures to assess the risks of material misstatement of the consolidated financial statements, whether due to error or fraud, and performing procedures that respond to those risks. Such procedures included examining, on a test basis, evidence regarding the amounts and disclosures in the consolidated financial statements. Our audits also included evaluating the accounting principles used and significant estimates made by management, as well as evaluating the overall presentation of the consolidated financial statements. Our audit of internal control over financial reporting included obtaining an understanding of internal control over financial reporting, assessing the risk that a material weakness exists, and testing and evaluating the design and operating effectiveness of internal control based on the assessed risk. Our audits also included performing such other procedures as we considered necessary in the circumstances. We believe that our audits provide a reasonable basis for our opinions.

## Definition and Limitations of Internal Control Over Financial Reporting

A company's internal control over financial reporting is a process designed to provide reasonable assurance regarding the reliability of financial reporting and the preparation of financial statements for external purposes in accordance with generally accepted accounting principles. A company's internal control over financial reporting includes those policies and procedures that (1) pertain to the maintenance of records that, in reasonable detail, accurately and fairly reflect the transactions and dispositions of the assets of the company; (2) provide reasonable assurance that transactions are recorded as necessary to permit preparation of financial statements in accordance with generally accepted accounting principles, and that receipts and expenditures of the company are being made only in accordance with authorizations of management and directors of the company; and (3) provide reasonable assurance regarding prevention or timely detection of unauthorized acquisition, use, or disposition of the company's assets that could have a material effect on the financial statements.

Because of its inherent limitations, internal control over financial reporting may not prevent or detect misstatements. Also, projections of any evaluation of effectiveness to future periods are subject to the risk that controls may become inadequate because of changes in conditions, or that the degree of compliance with the policies or procedures may deteriorate.

### Critical Audit Matters

The critical audit matters communicated below are matters arising from the current period audit of the consolidated financial statements that were communicated or required to be communicated to the audit committee and that: (1) relate to accounts or disclosures that are material to the consolidated financial statements and (2) involved our especially challenging, subjective, or complex judgments. The communication of critical audit matters does not alter in any way our opinion on the consolidated financial statements, taken as a whole, and we are not, by communicating the critical audit matters below, providing separate opinions on the critical audit matters or on the accounts or disclosures to which they relate.

### Assessment of impairment of long-lived assets of restaurants

As discussed in Notes 2, 7 and 10 to the consolidated financial statements, property, plant and equipment, net and operating lease right-of-use assets were US\$2,407 million and US\$2,146 million, respectively, as of December 31, 2024, which included the long-lived assets of the Company's restaurants. For restaurant assets with indicators that the carrying value may not be recoverable, the Company evaluates the recoverability of these assets by comparing the forecasted undiscounted cash flows of the restaurant's operation to the carrying value of such assets. For restaurant assets that are not deemed to be recoverable, the Company writes down the restaurant assets to the estimated fair value. The Company determines the fair value of the restaurant assets based on the higher of the forecasted discounted cash flows of the restaurant's operation and the price market participants would pay to sub-lease the operating lease right-of-use assets and acquire the remaining restaurant assets.

We identified the assessment of impairment of long-lived assets of restaurants as a critical audit matter. A high degree of auditor judgment was required in assessing the sales growth rates used to estimate the forecasted undiscounted cash flows of the restaurants' operations. In addition, specialized skills and knowledge were needed to assess the Company's market rental assumptions to estimate the fair values of the operating lease right-of-use assets.

The following are the primary procedures we performed to address this critical audit matter. We evaluated the design and tested the operating effectiveness of certain internal controls related to the Company's long-lived assets of restaurants

impairment assessment process. This included controls related to the determination of the sales growth rates and the market rentals. To evaluate the sales growth rates, we compared the sales growth rates of a sample of restaurants to the historical sales growth rates and the Company's operation plans for the respective restaurants. We performed sensitivity analyses over the sales growth rates for a selection of restaurants to assess their impact on the restaurants' forecasted undiscounted cash flows. We involved valuation professionals with specialized skills and knowledge, who assisted in:

- Comparing the market rentals of a sample of restaurants to respective market rental ranges that we independently developed using external data; and
- Developing independent estimates of the fair values of the operating lease right-of-use assets based on the price that market participants would pay to sub-lease the right-of-use assets for a sample of restaurants and comparing the results of our estimates to the Company's estimates.

## Evaluation of uncertain tax position

As discussed in Notes 2 and 15 to the consolidated financial statements, the Company recognizes the benefit of positions taken or expected to be taken in tax returns in the financial statements when it is more likely than not (more than a 50% likelihood) that the position would be sustained upon examination by tax authorities. Since 2016, the Company has been under a national audit on transfer pricing by the Chinese State Taxation Administration (STA) in China regarding the related party transactions for the period from 2006 to 2015.

We identified the evaluation of the Company's uncertain tax position pertaining to the transfer pricing used in the related party transactions under audit by the STA as a critical audit matter. A high degree of auditor judgment and specialized skills and knowledge were required in evaluating the Company's interpretation of the applicable tax laws and regulations and the estimate of the more likely than not assessment of tax position being sustained under examination by tax authorities.

The following are the primary procedures we performed to address this critical audit matter. We evaluated the design and tested the operating effectiveness of the internal control related to the Company's assessment process pertaining to the transfer pricing audit, including the control related to the interpretation of the applicable tax laws and regulations and the assessment of the uncertain tax position being sustained under examination by tax authorities. Since tax law is complex and often subject to interpretation, we involved tax professionals with specialized skills and knowledge, who assisted in:

- Reading the correspondence received by the Company from the tax authorities in connection with the transfer pricing audit by the STA, as well as responses and information the Company submitted to the tax authorities;
- Evaluating the Company's identification and consideration of information that could significantly affect the recognition and measurement of the uncertain tax position; and
- Evaluating the Company's interpretation of applicable tax laws and regulations, technical analysis and the application of the accounting standards in assessing the recognition and measurement of the potential impact from the uncertain tax position.

/s/ KPMG Huazhen LLP

We have served as the Company's auditor since 2016.

Shanghai, China  
February 27, 2025

## Consolidated Statements of Income

Yum China Holdings, Inc.

Years ended December 31, 2024, 2023 and 2022

(in US\$ millions, except per share data)

	2024	2023	2022
<b>Revenues</b>			
Company sales	\$ 10,651	\$ 10,391	\$ 9,110
Franchise fees and income	94	89	81
Revenues from transactions with franchisees	420	372	287
Other revenues	138	126	91
Total revenues	<u>11,303</u>	<u>10,978</u>	<u>9,569</u>
<b>Costs and Expenses, Net</b>			
Company restaurants			
Food and paper	3,387	3,224	2,836
Payroll and employee benefits	2,787	2,725	2,389
Occupancy and other operating expenses	2,798	2,752	2,604
Company restaurant expenses	<u>8,972</u>	<u>8,701</u>	<u>7,829</u>
General and administrative expenses	568	638	594
Franchise expenses	37	36	34
Expenses for transactions with franchisees	404	356	279
Other operating costs and expenses	122	112	78
Closures and impairment expenses, net	39	29	32
Other (income) expenses, net	(1)	—	94
Total costs and expenses, net	<u>10,141</u>	<u>9,872</u>	<u>8,940</u>
<b>Operating Profit</b>	1,162	1,106	629
Interest income, net	129	169	84
Investment gain (loss)	40	(49)	(26)
<b>Income Before Income Taxes and Equity in Net Earnings (Losses) from Equity Method Investments</b>	1,331	1,226	687
Income tax provision	(356)	(329)	(207)
Equity in net earnings (losses) from equity method investments	5	4	(2)
Net income—including noncontrolling interests	<u>980</u>	<u>901</u>	<u>478</u>
Net income—noncontrolling interests	69	74	36
<b>Net Income—Yum China Holdings, Inc.</b>	<u>\$ 911</u>	<u>\$ 827</u>	<u>\$ 442</u>
Weighted-average common shares outstanding (in millions):			
Basic	388	416	421
Diluted	390	420	425
<b>Basic Earnings Per Common Share</b>	<u>\$ 2.34</u>	<u>\$ 1.99</u>	<u>\$ 1.05</u>
<b>Diluted Earnings Per Common Share</b>	<u>\$ 2.33</u>	<u>\$ 1.97</u>	<u>\$ 1.04</u>

See accompanying Notes to Consolidated Financial Statements.

## Consolidated Statements of Comprehensive Income

Yum China Holdings, Inc.

Years ended December 31, 2024, 2023 and 2022

(in US\$ millions)

	2024	2023	2022
Net income—including noncontrolling interests	\$ 980	\$ 901	\$ 478
Other comprehensive loss, net of tax of nil Foreign currency translation adjustments	(130)	(146)	(431)
Comprehensive income—including noncontrolling interests	850	755	47
Comprehensive income (loss)—noncontrolling interests	51	54	(24)
Comprehensive Income—Yum China Holdings, Inc.	<u>\$ 799</u>	<u>\$ 701</u>	<u>\$ 71</u>

See accompanying Notes to Consolidated Financial Statements.

## Consolidated Statements of Cash Flows

Yum China Holdings, Inc.

Years ended December 31, 2024, 2023 and 2022

(in US\$ millions)

	2024	2023	2022
<b>Cash Flows—Operating Activities</b>			
Net income—including noncontrolling interests	\$ 980	\$ 901	\$ 478
Depreciation and amortization	476	453	602
Non-cash operating lease cost	408	404	435
Closures and impairment expenses	39	29	32
Investment (gain) loss	(40)	49	26
Equity in net (earnings) losses from equity method investments	(5)	(4)	2
Distributions of income received from equity method investments	11	11	7
Deferred income taxes	(7)	(10)	(20)
Share-based compensation expense	41	64	42
Changes in accounts receivable	(9)	(6)	(1)
Changes in inventories	8	(19)	(19)
Changes in prepaid expenses, other current assets and value-added tax assets	(27)	(35)	207
Changes in accounts payable and other current liabilities	(3)	84	16
Changes in income taxes payable	(12)	25	25
Changes in non-current operating lease liabilities	(411)	(407)	(396)
Other, net	(30)	(66)	(23)
	<b>1,419</b>	<b>1,473</b>	<b>1,413</b>
<b>Cash Flows—Investing Activities</b>			
Capital spending	(705)	(710)	(679)
Purchases of short-term investments, long-term bank deposits and notes	(4,728)	(3,517)	(5,189)
Maturities of short-term investments, long-term bank deposits and notes	5,251	3,499	5,365
Acquisition of business, net of cash acquired	—	—	(23)
Acquisitions of equity investments	—	(20)	—
Other, net	4	5	4
	<b>(178)</b>	<b>(743)</b>	<b>(522)</b>
<b>Cash Flows—Financing Activities</b>			
Proceeds from short-term borrowings	307	264	2
Repayment of short-term borrowings	(346)	(100)	—
Repurchase of shares of common stock	(1,249)	(613)	(466)
Cash dividends paid on common stock	(248)	(216)	(202)
Dividends paid to noncontrolling interests	(80)	(77)	(72)
Acquisitions of noncontrolling interests	—	—	(113)
Contributions from noncontrolling interests	—	35	18
Payment of acquisition related holdback	—	(3)	(7)
Other, net	(20)	(6)	(4)
	<b>(1,636)</b>	<b>(716)</b>	<b>(844)</b>
<b>Effect of Exchange Rates on Cash, Cash Equivalents and Restricted Cash</b>	<b>(10)</b>	<b>(16)</b>	<b>(53)</b>
<b>Net Decrease in Cash, Cash Equivalents and Restricted Cash</b>	<b>(405)</b>	<b>(2)</b>	<b>(6)</b>
<b>Cash, Cash Equivalents and Restricted Cash—Beginning of Year</b>	<b>1,128</b>	<b>1,130</b>	<b>1,136</b>
<b>Cash, Cash Equivalents and Restricted Cash—End of Year</b>	<b>\$ 723</b>	<b>\$ 1,128</b>	<b>\$ 1,130</b>
<b>Supplemental Cash Flow Data</b>			
Cash paid for income tax	393	324	204
Cash paid for interest	4	3	—
<b>Non-cash Investing and Financing Activities</b>			
Capital expenditures included in accounts payable and other current liabilities	192	226	181

See accompanying Notes to Consolidated Financial Statements.

## Consolidated Balance Sheets

Yum China Holdings, Inc.  
December 31, 2024 and 2023  
(in US\$ millions)

	2024	2023
<b>ASSETS</b>		
<b>Current Assets</b>		
Cash and cash equivalents	\$ 723	\$ 1,128
Short-term investments	1,121	1,472
Accounts receivable, net	79	68
Inventories, net	405	424
Prepaid expenses and other current assets	366	339
<b>Total Current Assets</b>	<b>2,694</b>	<b>3,431</b>
Property, plant and equipment, net	2,407	2,310
Operating lease right-of-use assets	2,146	2,217
Goodwill	1,880	1,932
Intangible assets, net	144	150
Long-term bank deposits and notes	1,088	1,265
Equity investments	368	332
Deferred income tax assets	138	129
Other assets	256	265
<b>Total Assets</b>	<b>11,121</b>	<b>12,031</b>
<b>LIABILITIES, REDEEMABLE NONCONTROLLING INTEREST AND EQUITY</b>		
<b>Current Liabilities</b>		
Accounts payable and other current liabilities	2,080	2,164
Short-term borrowings	127	168
Income taxes payable	76	90
<b>Total Current Liabilities</b>	<b>2,283</b>	<b>2,422</b>
Non-current operating lease liabilities	1,816	1,899
Non-current finance lease liabilities	49	44
Deferred income tax liabilities	389	390
Other liabilities	157	157
<b>Total Liabilities</b>	<b>4,694</b>	<b>4,912</b>
<b>Redeemable Noncontrolling Interest</b>	<b>13</b>	<b>13</b>
<b>Equity</b>		
Common stock, \$0.01 par value; 1,000 million shares authorized; 379 million shares and 407 million shares issued at December 31, 2024 and 2023, respectively; 378 million shares and 407 million shares outstanding at December 31, 2024 and 2023, respectively.	4	4
Treasury stock	(52)	—
Additional paid-in capital	4,028	4,320
Retained earnings	2,089	2,310
Accumulated other comprehensive loss	(341)	(229)
<b>Total Yum China Holdings, Inc. Stockholders' Equity</b>	<b>5,728</b>	<b>6,405</b>
Noncontrolling interests	686	701
<b>Total Equity</b>	<b>6,414</b>	<b>7,106</b>
<b>Total Liabilities, Redeemable Noncontrolling Interest and Equity</b>	<b>\$ 11,121</b>	<b>\$ 12,031</b>

See accompanying Notes to Consolidated Financial Statements.

## Consolidated Statements of Equity

Yum China Holdings, Inc.

Years ended December 31, 2024, 2023 and 2022

(in US\$ millions)

	Yum China Holdings, Inc.									
	Common Stock		Additional Paid-in Capital	Retained Earnings	Accumulated Other Comprehensive income (Loss)	Treasury Stock		Noncontrolling Interests	Total Equity	Redeemable Noncontrolling Interest
	Shares*	Amount				Shares*	Amount			
<b>Balance at December 31, 2021</b>	<b>449</b>	<b>\$ 4</b>	<b>\$ 4,695</b>	<b>\$ 2,892</b>	<b>\$ 268</b>	<b>(21)</b>	<b>\$ (803)</b>	<b>\$ 852</b>	<b>\$ 7,908</b>	<b>\$ 14</b>
Net Income (Loss)				442				37	479	(1)
Foreign currency translation adjustments					(371)			(60)	(431)	—
Comprehensive income (loss)									48	(1)
Cash dividends declared (\$0.48 per common share)				(202)					(202)	
Distributions to/contributions from noncontrolling interests								(63)	(63)	
Repurchase and retirement of shares	(31)	—	(328)	(941)		21	803		(466)	
Exercise and vesting of share-based awards	1	—	(3)						(3)	
Share-based compensation			41						41	
Acquisition of noncontrolling interest			(15)					(100)	(115)	(1)
<b>Balance at December 31, 2022</b>	<b>419</b>	<b>\$ 4</b>	<b>\$ 4,390</b>	<b>\$ 2,191</b>	<b>\$ (103)</b>	<b>—</b>	<b>\$ —</b>	<b>\$ 666</b>	<b>\$ 7,148</b>	<b>\$ 12</b>
Net Income				827				73	900	1
Foreign currency translation adjustments					(126)			(20)	(146)	—
Comprehensive income									754	1
Cash dividends declared (\$0.52 per common share)				(216)					(216)	
Distributions to/contributions from noncontrolling interests								(19)	(19)	
Repurchase and retirement of shares	(12)	—	(131)	(492)		—	—		(623)	
Exercise and vesting of share-based awards	1	—	(2)						(2)	
Share-based compensation			63					1	64	
<b>Balance at December 31, 2023</b>	<b>407</b>	<b>\$ 4</b>	<b>\$ 4,320</b>	<b>\$ 2,310</b>	<b>\$ (229)</b>	<b>—</b>	<b>\$ —</b>	<b>\$ 701</b>	<b>\$ 7,106</b>	<b>\$ 13</b>
Net Income				911				69	980	—
Foreign currency translation adjustments					(112)			(18)	(130)	—
Comprehensive income									850	—
Cash dividends declared (\$0.64 per common share)				(248)					(248)	
Distributions to/contributions from noncontrolling interests								(66)	(66)	
Repurchase and retirement of shares	(30)	—	(319)	(884)		(1)	(52)		(1,255)	
Exercise and vesting of share-based awards	2	—	(14)						(14)	
Share-based compensation			41					—	41	
<b>Balance at December 31, 2024</b>	<b>379</b>	<b>\$ 4</b>	<b>\$ 4,028</b>	<b>\$ 2,089</b>	<b>\$ (341)</b>	<b>(1)</b>	<b>\$ (52)</b>	<b>\$ 686</b>	<b>\$ 6,414</b>	<b>\$ 13</b>

\*: Shares may not add due to rounding.

See accompanying Notes to Consolidated Financial Statements.

## Notes to Consolidated Financial Statements

(Tabular amounts in US\$ millions, except as otherwise noted)

### Note 1 – Description of Business

Yum China Holdings, Inc. (“Yum China” and, together with its subsidiaries, the “Company,” “we,” “us,” and “our”) was incorporated in Delaware on April 1, 2016.

The Company owns, franchises or has ownership in entities that own and operate restaurants (also referred to as “stores” or “units”) under the KFC, Pizza Hut, Lavazza, Huang Ji Huang, Little Sheep and Taco Bell concepts (collectively, the “concepts”). In connection with the separation of the Company in 2016 from its former parent company, Yum! Brands, Inc. (“YUM”), a master license agreement was entered into between Yum Restaurants Consulting (Shanghai) Company Limited (“YCCL”), a wholly-owned indirect subsidiary of the Company and YUM, through YRI China Franchising LLC, a subsidiary of YUM, effective from January 1, 2020 and previously through Yum! Restaurants Asia Pte. Ltd., another subsidiary of YUM, from October 31, 2016 to December 31, 2019, for the exclusive right to use and sublicense the use of intellectual property owned by YUM and its subsidiaries for the development and operation of the KFC, Pizza Hut and, subject to achieving certain agreed-upon milestones, Taco Bell brands and their related marks and other intellectual property rights for restaurant services in the People’s Republic of China (the “PRC” or “China”), excluding Hong Kong, Macau and Taiwan. The term of the license is 50 years from October 31, 2016 for the KFC and Pizza Hut brands and, subject to achieving certain agreed-upon milestones, 50 years from April 15, 2022 for the Taco Bell brand, with automatic renewals for additional consecutive renewal terms of 50 years each, subject only to us being in “good standing” and unless we give notice of our intent not to renew. In exchange, we pay a license fee to YUM equal to 3% of net system sales from both our Company and franchise restaurants. We own the intellectual property of Huang Ji Huang and Little Sheep and pay no license fee related to these concepts.

In 1987, KFC was the first major global restaurant brand to enter China. As of December 31, 2024, there were 11,648 KFC stores in China. We maintain a controlling interest of 58%, 70%, 83%, 92% and approximately 60% in the entities that own and operate the KFCs in and around Shanghai, Beijing, Wuxi, Suzhou and Hangzhou, respectively.

The first Pizza Hut in China opened in 1990. As of December 31, 2024, there were 3,724 Pizza Hut restaurants in China.

In the second quarter of 2020, the Company partnered with Luigi Lavazza S.p.A. (“Lavazza Group”), the world-renowned family-owned Italian coffee company, and established a joint venture (“Lavazza joint venture”) to explore and develop the Lavazza coffee concept in China. Lavazza joint venture operates both the coffee shop business and the retail business. We maintain a controlling interest of 65 % equity interest in the Lavazza joint venture.

In 2017, the Company acquired a controlling interest in the holding company of DAOJIA.com.cn (“Daojia”), an online food delivery service provider in China. This business was extended to also include a team managing the delivery services for restaurants, including restaurants in our system, with their results reported under our delivery operating segment.

We operated a retail brand Shaofaner to sell packaged foods through online and offline channels until August 2024. The operating results of Shaofaner were included in our e-commerce business operating segment.

The Company has two reportable segments: KFC and Pizza Hut. Our non-reportable operating segments, including the operations of Lavazza, Huang Ji Huang, Little Sheep and Taco Bell (and for 2022, also including COFFii & JOY and

East Dawning, with all stores closed in 2022), our delivery operating segment and our e-commerce business, are combined and referred to as All Other Segments, as these operating segments are insignificant both individually and in the aggregate. Additional details on our segment reporting are included in Note 16.

The Company's common stock is listed on the New York Stock Exchange ("NYSE") under the symbol "YUMC". On September 10, 2020, the Company completed a secondary listing of its common stock on the Main Board of the Hong Kong Stock Exchange ("HKEX") under the stock code "9987," in connection with a global offering of 41,910,700 shares of its common stock. Net proceeds raised by the Company from the global offering after deducting underwriting fees and the offering expenses amounted to \$2.2 billion. On October 24, 2022, the Company's voluntary conversion of its secondary listing status to a primary listing status on the HKEX became effective ("Primary Conversion") and the Company became a dual primary listed company on the NYSE and HKEX. On the same day, the Company's shares of common stock traded on the HKEX were included in the Shanghai-Hong Kong Stock Connect and Shenzhen-Hong Kong Stock Connect. The Company's common stock listed on the NYSE and HKEX continue to be fully fungible.

## Note 2—Summary of Significant Accounting Policies

Our preparation of the accompanying Consolidated Financial Statements in conformity with Generally Accepted Accounting Principles in the United States of America ("GAAP") requires us to make estimates and assumptions that affect reported amounts of assets and liabilities, disclosure of contingent assets and liabilities at the date of the financial statements, and the reported amounts of revenues and expenses during the reporting period. Actual results could differ from these estimates.

**Basis of Preparation and Principles of Consolidation.** Intercompany accounts and transactions have been eliminated in consolidation. We consolidate entities in which we have a controlling financial interest, the usual condition of which is ownership of a majority voting interest. We also consider consolidating an entity in which we have certain interests where the controlling financial interest may be achieved through arrangements that do not involve voting interests. Such an entity, known as a variable interest entity ("VIE"), is required to be consolidated by its primary beneficiary. The primary beneficiary is the entity that possesses the power to direct the activities of the VIE that most significantly impact its economic performance and has the obligation to absorb losses or the right to receive benefits from the VIE that are significant to it.

Our most significant variable interests are in entities that operate restaurants under franchise arrangements. We do not generally have an equity interest in our franchisee businesses. Additionally, we do not typically provide significant financial support such as loans or guarantees to our franchisees. We have variable interests in certain entities that operate restaurants under franchise agreements through real estate and property, plant and equipment ("PP&E") lease arrangements with them to which we are a party. At December 31, 2024, the Company had future lease payments due from franchisees, on a nominal basis, of approximately \$28 million. As our franchise arrangements provide our franchisee entities the power to direct the activities that most significantly impact their economic performance, we do not consider ourselves the primary beneficiary of any such entity that might otherwise be considered a VIE.

Through the acquisition of Daojia, the Company also acquired a VIE and subsidiaries of the VIE effectively controlled by Daojia. There exists a parent-subsidiary relationship between Daojia and its VIE as a result of certain exclusive agreements that require Daojia to consolidate its VIE and subsidiaries of the VIE because Daojia is the primary beneficiary that possesses the power to direct the activities of the VIE that most significantly impact its economic performance, and is entitled to substantially all of the profits and has the obligation to absorb all of the expected losses of the VIE. The acquired VIE and its subsidiaries were considered immaterial, both individually and in the aggregate. The results of Daojia's operations have been included in the Company's Consolidated Financial Statements since the acquisition date.

We consolidate the entities that operate KFCs in and around Shanghai, Beijing, Wuxi, Suzhou and Hangzhou, as well as the Lavazza joint venture where we have controlling interests since the respective acquisition dates.

**Fiscal Calendar.** Our fiscal year ends on December 31, with each quarter comprised of three months.

**Foreign Currency.** Our functional currency for the operating entities in China is the Chinese Renminbi (“RMB”), the currency of the primary economic environment in which they operate. Income and expense accounts for our operations are then translated into U.S. dollars at the average exchange rates prevailing during the period. Assets and liabilities are then translated into U.S. dollars at exchange rates in effect at the balance sheet date. Foreign currency translation adjustments are recorded in the Accumulated other comprehensive income on the Consolidated Balance Sheets. Gains and losses arising from the impact of foreign currency exchange rate fluctuations on transactions in foreign currency, to the extent they arise, are included in our Consolidated Statements of Income.

**Franchise Operations.** We execute agreements which set out the terms of our arrangement with franchisees. Our franchise agreements typically require the franchisee to pay an initial, non-refundable fee and continuing fees based upon a percentage of sales. Subject to our approval and their payment of a renewal fee, a franchisee may generally renew the franchise agreement upon its expiration.

The 3% license fees we pay to YUM for the right to sublicense the KFC, Pizza Hut and Taco Bell intellectual property to franchisees are recorded in Franchise expenses. License fees due to YUM for our Company-owned stores are included in Occupancy and other operating expenses. Total license fees paid to YUM were \$327 million, \$317 million and \$277 million during the years ended December 31, 2024, 2023 and 2022, respectively.

Certain direct costs of our franchise operations are charged to Franchise expenses. These costs include provisions for estimated uncollectible fees, rent or depreciation expense associated with restaurants we sub-lease to franchisees, and certain other direct incremental franchise support costs.

We also have certain transactions with franchisees, which consist primarily of sales of food and paper products, advertising services, delivery services and other services. Related revenues and expenses are included in Revenues from and Expenses for transactions with franchisees.

**Revenue Recognition.** The Company’s revenues include Company sales, Franchise fees and income, Revenues from transactions with franchisees, and Other revenues.

### Company Sales

Revenues from Company-owned restaurants are recognized when a customer takes possession of the food and tenders payment, which is when our obligation to perform is satisfied. The Company presents sales net of sales-related taxes. We also offer our customers delivery through both our own mobile applications and third-party aggregators’ platforms. We use both our dedicated riders and platform riders to deliver orders. When orders are fulfilled by our dedicated riders or platform riders, we control and determine the price for the delivery service and generally recognize revenue, including delivery fees, when a customer takes possession of the food. When orders are fulfilled by the delivery staff of third-party aggregators, who control and determine the price for the delivery service, we recognize revenue, excluding delivery fees, when control of the food is transferred to the third-party aggregators’ delivery staff. The payment terms with respect to these sales are short-term in nature.

We recognize revenues from prepaid stored-value products, including gift cards and product vouchers, when they are redeemed by the customer. Prepaid gift cards sold at any given point generally expire over the next 36 months, and

product vouchers generally expire over a period of up to 12 months. We recognize breakage revenue, which is the amount of prepaid stored-value products that is not expected to be redeemed, either (1) proportionally in earnings as redemptions occur, in situations where the Company expects to be entitled to a breakage amount, or (2) when the likelihood of redemption is remote, in situations where the Company does not expect to be entitled to breakage, provided that there is no requirement for remitting balances to government agencies under unclaimed property laws. The Company reviews its breakage estimates at least annually based upon the latest available information regarding redemption and expiration patterns.

Our privilege membership programs offer privilege members rights to multiple benefits, such as free delivery and discounts on certain products. For certain privilege membership programs offering a pre-defined amount of benefits that can be redeemed ratably over the membership period, revenue is ratably recognized over the period based on the elapse of time. With respect to privilege membership programs offering members a mix of distinct benefits, including a welcome gift and assorted discount coupons with pre-defined quantities, consideration collected is allocated to the benefits provided based on their relative standalone selling price and revenue is recognized when food or services are delivered or the benefits expire. In determining the relative standalone selling price of the benefits, the Company considers likelihood of future redemption based on historical redemption pattern and reviews such estimates periodically based upon the latest available information regarding redemption and expiration patterns.

### Franchise Fees and Income

Franchise fees and income primarily include upfront franchise fees, such as initial fees and renewal fees, and continuing fees. We have determined that the services we provide in exchange for upfront franchise fees and continuing fees are highly interrelated with the franchise right. We recognize upfront franchise fees received from a franchisee as revenue over the term of the franchise agreement or the renewal agreement because the franchise rights are accounted for as rights to access our symbolic intellectual property. The franchise agreement term is generally 10 years for KFC and Pizza Hut, generally five years for Little Sheep and three to 10 years for Huang Ji Huang. We recognize continuing fees, which are based upon a percentage of franchisee sales, as those sales occur.

### Revenues from Transactions with Franchisees

Revenues from transactions with franchisees consist primarily of sales of food and paper products, advertising services, delivery services and other services provided to franchisees.

The Company centrally purchases substantially all food and paper products from suppliers for substantially all of our restaurants, including franchisees, and then sells and delivers them to the restaurants. In addition, the Company owns seasoning facilities for its Chinese dining business unit, which primarily manufacture and sell seasoning products to Huang Ji Huang and Little Sheep franchisees. The Company also provides delivery services to franchisees. The performance obligation arising from such transactions is considered distinct from the franchise agreement as it is not highly dependent on the franchise agreement and the customer can benefit from such services on its own. We consider ourselves the principal in this arrangement as we have the ability to control a promised good or service before transferring that good or service to the franchisees. Revenue is recognized upon transfer of control over ordered items or services, generally upon delivery to the franchisees.

For advertising services, the Company often engages third parties to provide services and acts as a principal in the transaction based on our responsibilities of defining the nature of the services and administering and directing all marketing and advertising programs in accordance with the provisions of our franchise agreements. The Company collects advertising contributions, which are generally based on certain percentage of sales from substantially all of our restaurants,

including franchisees. Other services provided to franchisees consist primarily of customer and technology support services. Advertising services and other services provided are highly interrelated to franchise right, and are not considered individually distinct. We recognize revenue when the related sales occur.

### Other Revenues

Other revenues primarily include i) sales of products to customers through e-commerce channels, sales of Lavazza coffee retail products beyond Lavazza coffee shops, and sales of our seasoning products to distributors, and ii) revenues from logistics and warehousing services provided to third parties through our supply chain network. Our segment disclosures also include revenues relating to delivery services that were provided to our Company-owned restaurants and, therefore, were eliminated for consolidation purposes.

Other revenues are recognized upon transfer of control of promised products or services to customers in an amount that reflects the consideration we expect to receive in exchange for those products or services.

### Loyalty Programs

Each of the Company's KFC and Pizza Hut reportable segments operates a loyalty program that allows registered members to earn points for each qualifying purchase. Points, which generally expire 18 months after being earned, may be redeemed for future purchases of KFC or Pizza Hut branded products or other products for free or at a discounted price. Points cannot be redeemed or exchanged for cash. The estimated value of points earned by the loyalty program members is recorded as a reduction of revenue at the time the points are earned, based on the percentage of points that are projected to be redeemed, with a corresponding deferred revenue liability included in Accounts payable and other current liabilities on the Consolidated Balance Sheets and subsequently recognized into revenue when the points are redeemed or expire. The Company estimates the value of the future redemption obligations based on the estimated value of the product for which points are expected to be redeemed and historical redemption patterns and reviews such estimates periodically based upon the latest available information regarding redemption and expiration patterns.

**Direct Marketing Costs.** We charge direct marketing costs to expense ratably in relation to revenues over the year in which incurred and, in the case of advertising production costs, in the year the advertisement is first shown. Deferred direct marketing costs, which are classified as prepaid expenses, consist of media and related advertising production costs which will generally be used for the first time in the next fiscal year and have historically not been significant. Our direct marketing expenses incurred for Company-owned restaurants were \$346 million, \$374 million and \$343 million in 2024, 2023 and 2022, respectively, and were included in Occupancy and other operating expenses. In addition, the direct marketing costs incurred for franchisees were \$26 million, \$25 million and \$23 million in 2024, 2023 and 2022, respectively, and were recorded in Expenses for transactions with franchisees.

**Research and Development Expenses.** Research and development expenses associated with our food innovation activities, which are expensed as incurred, are reported in general and administrative ("G&A") expenses. Research and development expenses were \$6 million in each of 2024, 2023 and 2022.

**Share-Based Compensation.** We recognize all share-based payments to employees and directors, including grants of stock options, stock appreciation rights ("SARs"), restricted stock units ("RSUs") and performance share units ("PSUs"), in the Consolidated Financial Statements as compensation cost over the service period based on their fair value on the date of grant. This compensation cost is recognized over the service period on a straight-line basis, net of an assumed forfeiture rate, for awards that actually vest and when performance conditions are probable of being achieved, if applicable. Forfeiture rates are estimated at grant date based on historical experience and compensation cost is adjusted in

subsequent periods for differences in actual forfeitures from the previous estimates. We present this compensation cost consistent with the other compensation costs for the employee recipient in either payroll and employee benefits or G&A expenses.

**Impairment or Disposal of Long-Lived Assets.** Long-lived assets, primarily PP&E and operating lease right-of-use (“ROU”) assets are tested for impairment whenever events or changes in circumstances indicate that the carrying value of the assets may not be recoverable. The assets are not recoverable if their carrying value is higher than the undiscounted cash flows we expect to generate from such assets. If the assets are not deemed to be recoverable, impairment is measured based on the excess of their carrying value over their fair value.

For purposes of impairment testing for our restaurants, we have concluded that an individual restaurant is the lowest level of independent cash flows unless our intent is to rebrand restaurants as a group. We review our long-lived assets of such individual restaurants (primarily operating lease ROU assets and PP&E) semi-annually for impairment, or whenever events or changes in circumstances indicate that the carrying amount of a restaurant may not be recoverable. Our primary indicators of potential impairment for our semi-annual impairment testing of these restaurant assets include two consecutive years of operating losses after a restaurant has been open for three years. We evaluate the recoverability of these restaurant assets by comparing the forecasted undiscounted cash flows of the restaurant’s operation, which are based on our entity-specific assumptions, to the carrying value of such assets. The forecasted undiscounted cash flows incorporate our best estimate of sales growth based upon our operation plans for the unit and actual results at comparable restaurants. For restaurant assets that are not deemed to be recoverable, we write down an impaired restaurant to its estimated fair value, which becomes its new cost basis. Fair value is an estimate of the price market participants would pay for the restaurant and its related assets. In determining the fair value of restaurant-level assets, we considered the highest and best use of the assets from market participants’ perspective, which is represented by the higher of the forecasted discounted cash flows from operating restaurants and the price market participants would pay to sub-lease the operating lease ROU assets and acquire remaining restaurant assets, even if that use differs from the current use by the Company. The after-tax cash flows incorporate reasonable assumptions we believe a franchisee would make such as sales growth and include a deduction for royalties we would receive under a franchise agreement with terms substantially at market. The discount rate used in the fair value calculation is our estimate of the required rate-of-return that a franchisee would expect to receive when purchasing a similar restaurant and the related long-lived assets. Estimates of the price market participants would pay to sub-lease the operating lease ROU assets are based on comparable market rental information that could be reasonably obtained for the property. In situations where the highest and best use of the restaurant-level assets from market participants’ perspective is represented by sub-leasing the operating lease ROU assets and acquiring remaining restaurant assets, the Company continues to use these assets in operating its restaurant business, which is consistent with its long-term strategy of growing revenue through operating restaurant concepts.

When we believe it is more likely than not a restaurant or groups of restaurants will be rebranded for a price less than their carrying value, but do not believe the restaurant(s) have met the criteria to be classified as held for sale, we review the restaurants for impairment. We evaluate the recoverability of these restaurant assets by comparing estimated sales proceeds plus holding period cash flows, if any, to the carrying value of the restaurant or group of restaurants. For restaurant assets that are not deemed to be recoverable, we recognize impairment for any excess of carrying value over the fair value of the restaurants, which is based on the expected net sales proceeds, and such impairment charges are recorded in Rebranding gain. Rebranding gain also includes the gains or losses from the sales of our restaurants to new and existing franchisees, which is recognized when the sale transaction closes and control of the franchise operations has transferred to the franchisees.

When we decide to close a restaurant, it is reviewed for impairment, and depreciable lives are adjusted based on the expected disposal date. Other costs incurred when closing a restaurant such as costs of disposing of the assets as well as

other facility-related expenses are generally expensed as incurred. Additionally, at the time we decide to close a restaurant, we reassess whether it is reasonably certain that we will exercise the termination option, and remeasure lease liability to reflect changes in lease term and remaining lease payments based on the planned exit date, if applicable. The amount of the re-measurement of the lease liability is recorded as an adjustment to the operating lease ROU asset first, with any remaining amount recorded in Closures and impairment expenses if the carrying amount of the operating lease ROU asset is reduced to zero. Any costs recorded upon store closure as well as any subsequent adjustments to remaining operating lease ROU assets and lease liabilities as a result of lease termination are recorded in Closures and impairment expenses. In the event we are forced to close a store and receive compensation for such closure, that compensation is recorded in Closures and impairment expenses. To the extent we sell assets associated with a closed store, any gain or loss upon that sale is also recorded in Closures and impairment expenses.

Considerable management judgment is necessary to estimate future cash flows, including cash flows from continuing use, terminal value, lease term and franchising proceeds. Accordingly, actual results could vary significantly from our estimates.

**Government Subsidies.** Government subsidies generally consist of financial subsidies received from provincial and local governments for operating a business in their jurisdictions and compliance with specific policies promoted by the local governments. The eligibility to receive such benefits and amount of financial subsidy to be granted are determined at the discretion of the relevant government authorities. Government subsidies are recognized when it is probable that the Company will comply with the conditions attached to them, and the subsidies are received. If the subsidy is related to an expense item, it is recognized as a reduction to the related expense to match the subsidy to the costs that it is intended to compensate. If the subsidy is related to an asset, it is deferred and recorded in Other liabilities and then recognized ratably over the expected useful life of the related asset in the Consolidated Statements of Income. The balances of deferred government subsidies were \$6 million and \$2 million as of December 31, 2024 and 2023, respectively, and are included in Other liabilities in the Consolidated Balance Sheets. There were no significant commitment or contingencies for the government subsidies received for the years ended December 31, 2024, 2023 and 2022.

Government subsidies in the form of cash were recognized as reduction in following expense line items in our Consolidated Statements of Income as follows:

<b>Costs and Expenses, Net</b>	<b>2024</b>	<b>2023</b>	<b>2022</b>
Company restaurant			
Payroll and employee benefits <sup>(a)</sup>	\$ 7	\$ 7	\$ 15
Occupancy and other operating expenses	2	1	3
Company restaurant expenses	9	8	18
General and administrative expenses	25	22	26
Total	<u>\$ 34</u>	<u>\$ 30</u>	<u>\$ 44</u>

(a) This primarily represents government subsidies for employee benefits and providing training to employees. Amounts received in 2022 and 2023 were impacted by the COVID-19 pandemic.

Based on the policy related to COVID-19 issued in 2020 on reducing enterprise social security contribution, the Company also recorded one-time relief of \$33 million during 2022, which were recognized as a reduction to the Company restaurant expenses and G&A expenses.

**Income Taxes.** We record deferred tax assets and liabilities for the future tax consequences attributable to temporary differences between the financial statement carrying amounts of existing assets and liabilities and their respective tax bases as well as operating loss, capital loss and tax credit carryforwards. Deferred tax assets and liabilities are measured using

enacted tax rates expected to apply to taxable income in the years in which those differences or carryforwards are expected to be recovered or settled. The effect on deferred tax assets and liabilities of a change in tax rates is recognized in income in the period that includes the enactment date. Additionally, in determining the need for recording a valuation allowance against the carrying amount of deferred tax assets, we consider the amount of taxable income and periods over which it must be earned, actual levels of past taxable income and known trends and events or transactions that are expected to affect future levels of taxable income. Where we determine that it is more likely than not that all or a portion of an asset will not be realized, we record a valuation allowance.

We are subject to reviews, examinations and audits by Chinese tax authorities, the IRS and other taxing authorities with respect to income and non-income based taxes. We recognize the benefit of positions taken or expected to be taken in our tax returns when it is more likely than not that the position would be sustained upon examination by these tax authorities. A recognized tax position is then measured at the largest amount of benefit that is greater than 50% likely of being realized upon settlement. We evaluate unrecognized tax benefits, including interest thereon, on a quarterly basis to ensure that they have been appropriately adjusted for events, including change or developments with respect to tax audits, audit settlements and expiration of the statute of limitation, which may impact our ultimate payment for such exposures.

We have investments in our foreign subsidiaries where the carrying values for financial reporting exceed the tax basis. Except for the planned but yet to be distributed earnings, we have not provided deferred tax on the portion of the excess that we believe is indefinitely reinvested, as we have the ability and intent to indefinitely postpone the basis differences from reversing with a tax consequence. The Company's separation from YUM was intended to qualify as a tax-free reorganization for U.S. income tax purposes resulting in the excess of financial reporting basis over tax basis in our investment in the China business continuing to be indefinitely reinvested. The excess of financial reporting basis over tax basis as of December 31, 2017 was subject to the one-time transition tax under the Tax Cuts and Jobs Act ("Tax Act") as a deemed repatriation of accumulated undistributed earnings from the foreign subsidiaries. However, we continue to believe that the portion of the excess of financial reporting basis over tax basis (including earnings and profits subject to the one-time transition tax) is indefinitely reinvested in our foreign subsidiaries for foreign withholding tax purposes.

Pursuant to the China Enterprise Income Tax Law ("EIT Law"), a 10% PRC withholding tax is generally levied on dividends declared by companies in China to their non-resident enterprise investors unless otherwise reduced according to treaties or arrangements between the Chinese central government and the governments of other countries or regions where the non-China resident enterprises are incorporated. Hong Kong has a tax arrangement with mainland China that provides for a 5% withholding tax on dividends distributed to a Hong Kong resident enterprise, upon meeting certain conditions and requirements, including, among others, that the Hong Kong resident enterprise own at least 25% equity interest of the Chinese enterprise and is a "beneficial owner" of the dividends. We believe that our principal Hong Kong subsidiary, which is the equity holder of our Chinese subsidiaries operating substantially all of our KFC and Pizza Hut restaurants, met the relevant requirements pursuant to the tax arrangement between mainland China and Hong Kong in 2018 and is expected to meet the requirements in the subsequent years; thus, it is more likely than not that our dividends or earnings expected to be repatriated to our principal Hong Kong subsidiary since 2018 are subject to the reduced withholding tax of 5%.

See Note 15 for a further discussion of our income taxes.

**Fair Value Measurements.** Fair value is the price we would receive to sell an asset or pay to transfer a liability (exit price) in an orderly transaction between market participants. For those assets and liabilities we record or disclose at fair value, we determine fair value based upon the quoted market price, if available. If a quoted market price is not available for identical assets, we determine fair value based upon the quoted market price of similar assets or the present value of expected future cash flows considering the risks involved, including counterparty performance risk if appropriate, and

using discount rates appropriate for the duration. The fair values are assigned a level within the fair value hierarchy, depending on the source of the inputs into the calculation.

- Level 1 Inputs based upon quoted prices in active markets for identical assets.
- Level 2 Inputs other than quoted prices included within Level 1 that are observable for the asset, either directly or indirectly.
- Level 3 Inputs that are unobservable for the asset.

In addition, when we acquire additional equity interest in the unconsolidated affiliates to obtain control, it may result in gain or loss from re-measurement of our previously held equity interest at fair value using a discounted cash flow valuation approach and incorporating assumptions and estimates that are Level 3 inputs. Key assumptions used in estimating future cash flows included projected revenue growth and costs and expenses, which were based on internal projections, store expansion plans, historical performance of stores and the business environment, as well as the selection of an appropriate discount rate based on the weighted-average cost of capital which includes company-specific risk premium.

**Cash and Cash Equivalents.** Cash equivalents represent highly liquid investments with original maturities not exceeding three months and are primarily comprised of time deposits, fixed income debt securities and money market funds. Cash and overdraft balances that meet the criteria for right to offset are presented net on our Consolidated Balance Sheets. See Note 11 for detail discussion on our Cash equivalents.

**Short-term Investments.** Short-term investments purchased primarily represent i) time deposits, fixed income debt securities with original maturities of over three months but less than one year when purchased; ii) time deposits with original maturities over one year but are expected to be realized in cash within one year; iii) variable return investments offered by financial institutions measured at fair value and expected to be realized in cash within one year; and iv) certain structured deposits that are principal-protected and provide returns in the form of both fixed and variable interests with original maturities of less than one year. Such variable interest rates indexed to gold prices or foreign exchange rates are considered embedded derivatives and bifurcated from host contracts, and measured at fair value on a recurring basis. The fair value change of the embedded derivatives is recorded in Investment gain or loss in the Consolidated Statements of Income. The remaining host contracts to receive guaranteed principal and fixed interest are measured at amortized cost, with accretion of interest recorded in Interest income, net in the Consolidated Statements of Income. As of December 31, 2024 and 2023, the fair value of embedded derivatives included in Short-term investments was immaterial. See Note 11 for detail discussion on our Short-term investments.

**Long-term Bank Deposits and Notes.** Long-term bank deposits and notes represent time deposits and bank notes bearing fixed interest rate with remaining maturities exceeding one year for which the Company has the positive intent to hold for more than one year. See Note 11 for detail discussion on our Long-term bank deposits and notes.

**Accounts Receivable.** Accounts receivable primarily consist of trade receivables and royalties from franchisees, and are generally due within 30 days of the period in which the corresponding sales occur. Our provision of credit losses for accounts receivable is based upon the current expected credit losses (“CECL”) model. The CECL model requires an estimate of the credit losses expected over the life of accounts receivable since initial recognition, and accounts receivable with similar risk characteristics are grouped together when estimating CECL. In assessing the CECL, the Company considers both quantitative and qualitative information that is reasonable and supportable, including historical credit loss experience, adjusted for relevant factors impacting collectability and forward-looking information indicative of external market conditions. While we use the best information available in making our determination, the ultimate recovery of

recorded receivables is also dependent upon future economic events and other conditions that may be beyond our control. Accounts receivable that are ultimately deemed to be uncollectible, and for which collection efforts have been exhausted, are written off against the allowance for doubtful accounts. As of December 31, 2024 and 2023, the ending balances of provision for accounts receivable were both \$1 million, respectively, and amounts of accounts receivable past due were immaterial.

**Receivables from Payment Processors or Aggregators.** Receivables from payment processors such as WeChat and Alipay or aggregators including delivery aggregators and third-party e-commerce platforms are cash due from them for clearing transactions and are included in Prepaid expenses and other current assets. The cash was paid by customers through these payment processors or aggregators for food provided or coupons sold by the Company. The Company considers and monitors the credit worthiness of the third-party payment processors and aggregators used. We adopted the same methodology of estimating expected credit losses based upon the CECL model as described above. Receivable balances are written off after all collection efforts have been exhausted. As of December 31, 2024 and 2023, no allowance for doubtful accounts was provided for such receivables.

**Inventories.** We value our inventories at the lower of cost (computed on the first-in, first-out method) or net realizable value.

**Property, Plant and Equipment.** We state PP&E at cost less accumulated depreciation and amortization. We calculate depreciation and amortization on a straight-line basis over the estimated useful lives of the assets as follows: generally 20 to 50 years for buildings, the lesser of estimated useful lives (generally 5 to 12 years) and remaining lease term for leasehold improvements, 3 to 10 years for restaurant machinery and equipment, 3 to 5 years for capitalized software costs and 5 to 20 years for logistics centers machinery and equipment. We suspend depreciation and amortization on assets related to restaurants that are held for sale. The useful life of PP&E is periodically reviewed.

We capitalize direct costs associated with the site acquisition and construction of a Company unit on that site, including direct internal payroll and payroll-related costs. Only those site-specific costs incurred subsequent to the time that the site acquisition is considered probable are capitalized. If we subsequently make a determination that it is probable a site for which internal development costs have been capitalized will not be acquired or developed, any previously capitalized internal development costs are expensed and included in G&A expenses.

We capitalize software costs incurred in connection with developing or obtaining computer software for internal use. We capitalize payroll and payroll-related costs for employees that are directly attributable to the development of our internal-use software. Internal costs incurred in the software application development stage are capitalized and amortized over the estimated useful lives of software. Costs associated with planning and post-implementation operation and software maintenance costs are expensed and included in G&A expenses.

**Leases.** ROU assets and lease liabilities are recognized upon lease commencement for operating leases based on the present value of lease payments over the lease term. As the rate implicit in the lease cannot be readily determined, we use our incremental borrowing rate at the lease commencement date in determining the imputed interest and present value of lease payments. The incremental borrowing rate was determined using a portfolio approach based on the rate of interest that we would have to borrow an amount equal to the lease payments on a collateralized basis over a similar term. The incremental borrowing rate is primarily influenced by the risk-free interest rate of China, the Company's credit rating and lease term, and is updated on a quarterly basis for measurement of new lease liabilities.

For operating leases, the Company recognizes a single lease cost on a straight-line basis over the remaining lease term. For finance leases, the Company recognizes straight-line amortization of the ROU asset and interest on the lease liability.

For rental payments either based on a percentage of the restaurant's sales in excess of a fixed base amount or solely based on a percentage of the restaurant's sales, they are recognized as variable lease expenses as incurred.

The Company has elected not to recognize ROU assets or lease liabilities for leases with an initial term of 12 months or less; we recognize lease expense for these leases on a straight-line basis over the lease term. In addition, the Company has elected not to separate non-lease components (e.g., common area maintenance fees) from the lease components.

From time to time, we purchase the rights to use government-owned land and the building occupying the land for a fixed period of time. Prior to the adoption of Accounting Standards Update No. 2016-02, *Leases (Topic 842)* ("ASC 842"), these land use rights and related buildings were recorded in Other Assets and Property, Plant and Equipment in our Consolidated Balance Sheets, and are amortized on a straight-line basis over the term of the land use rights. Upon the adoption of ASC 842 on January 1, 2019, land use rights acquired are assessed in accordance with ASC 842 and recognized in ROU assets if they meet the definition of lease.

See Note 10 for further discussions on our leases.

**Goodwill and Intangible Assets.** From time to time, the Company acquires restaurants from our existing franchisees or acquires another business, including restaurants business of former unconsolidated affiliates that operate our concepts. Goodwill from these acquisitions represents the excess of the cost of a business acquired over the net of the amounts assigned to assets acquired, including identifiable intangible assets and liabilities assumed. Goodwill is not amortized and has been assigned to reporting units for purposes of impairment testing. Our reporting units are our individual operating segments.

We evaluate goodwill for impairment on an annual basis or more often if an event occurs or circumstances change that indicate impairment might exist. We have selected the beginning of our fourth quarter as the date on which to perform our ongoing annual impairment test for goodwill. We may elect to perform a qualitative assessment for our reporting units to determine whether it is more likely than not that the fair value of the reporting unit is greater than its carrying value. If a qualitative assessment is not performed, or if as a result of a qualitative assessment it is not more likely than not that the fair value of a reporting unit exceeds its carrying value, then the reporting unit's fair value is compared to its carrying value. Fair value is the price a willing buyer would pay for a reporting unit, and is generally estimated using discounted expected future after-tax cash flows from the business operation of the reporting unit. The discount rate is our estimate of the required rate-of-return that a third-party buyer would expect to receive when purchasing a business from us that constitutes a reporting unit. We believe the discount rate is commensurate with the risks and uncertainty inherent in the forecasted cash flows. If the carrying value of a reporting unit exceeds its fair value, we will record an impairment charge based on that difference. The impairment charge will be limited to the amount of goodwill allocated to that reporting unit.

We determine the useful life of intangible assets with consideration of factors including the expected use of the asset, the expected useful life of another asset or a group of assets to which the useful life of the intangible asset may relate, any legal, regulatory or contractual provisions that may limit the useful life, our historical experience in renewing or extending similar arrangements, the effects of obsolescence, demand, competition and other economic factors, and the level of maintenance expenditures required to obtain the expected future cash flows from the assets. We evaluate the remaining useful life of an intangible asset that is not being amortized each reporting period to determine whether events and circumstances continue to support an indefinite useful life. If an intangible asset that is not being amortized is subsequently determined to have a finite useful life, we amortize the intangible asset prospectively over its estimated remaining useful life. The Company's indefinite-lived intangible asset represents Little Sheep and Huang Ji Huang trademarks as we consider their useful life to be indefinite since we intend to use Little Sheep and Huang Ji Huang trademarks indefinitely and

there are no legal, regulatory or contractual provisions that may limit the useful life of the trademarks. Intangible assets that are deemed to have a finite life are generally amortized over their estimated useful lives on a straight-line basis to their residual value as follows:

Reacquired franchise rights	1 to 10 years
Huang Ji Huang franchise related assets	19 years
Daojia platform	8 years
Customer-related assets	2 to 15 years
Others	up to 20 years

The useful life of reacquired franchise rights was determined based on the contractual term whereas both the contractual term and historical pattern of renewing franchise agreements were considered in assessing the useful life of Huang Ji Huang franchise related assets. Customer-related assets primarily represent the customer relationship and user base acquired and the estimate of the useful life was based on the historical pattern of extending similar arrangements and attrition rate of users. Others primarily represent Little Sheep's secret recipe. The useful life of the Daojia platform and Little Sheep's secret recipe was assessed based on our estimate of periods generating cash flows from utilizing such assets.

We evaluate our indefinite-lived intangible assets for impairment on an annual basis or more often if an event occurs or circumstances change that indicate impairments might exist. We perform our annual test for impairment of our indefinite-lived intangible assets at the beginning of our fourth quarter. We may elect to perform a qualitative assessment to determine whether it is more likely than not that the fair value of an indefinite-lived intangible asset is greater than its carrying value. If a qualitative assessment is not performed, or if as a result of a qualitative assessment it is not more likely than not that the fair value of an indefinite-lived intangible asset exceeds its carrying value, then the asset's fair value is compared to its carrying value. Fair value is an estimate of the price a willing buyer would pay for the intangible asset and is generally estimated by discounting the expected future after-tax cash flows associated with the intangible asset.

Our finite-lived intangible assets that are not allocated to an individual restaurant are evaluated for impairment whenever events or changes in circumstances indicate that the carrying amount of the intangible asset may not be recoverable. An intangible asset that is deemed not recoverable based on forecasted undiscounted future cash flow is written down to its estimated fair value, which is our estimate of the price a willing buyer would pay for the intangible asset based on discounted expected future after-tax cash flows. For purposes of our impairment analysis, we update the cash flows that were initially used to value the finite-lived intangible asset to reflect our current estimates and assumptions over the asset's future remaining life.

**Equity Investments.** The Company's equity investments include investments in equity method investees and investments in equity securities with readily determinable fair value.

The Company applies the equity method to account for the investments in equity method investees over which it has significant influence but does not control. Our share of earnings or losses and share of changes in other comprehensive income or losses of equity method investees is included in net income and other comprehensive income or losses, respectively. We record impairment charges related to an investment in equity method investees whenever events or circumstances indicate that a decrease in the fair value of an investment has occurred which is other than temporary. Management's assessment as to the nature of a decline in fair value is based on, among other things, the length of time and the extent to which the market value has been less than our cost basis; the financial condition and near-term prospects of the equity method investees; and our intent and ability to retain the investment for a period of time sufficient to allow for any anticipated recovery in market value.

For our investments in equity securities with readily determinable fair value, over which the Company has neither significant influence nor control, they are measured at fair value with subsequent changes recognized in net income.

See Note 3 and Note 7 for further discussions on our equity investments.

**Short-term Borrowings.** Borrowings are recognized initially at fair value, net of debt discounts or premiums and debt issuance costs, if applicable. Debt discounts or premiums and debt issuance costs are recorded as an adjustment to the principal amount and the related accretion is amortized into interest expense in the Consolidated Statements of Income over the term of the borrowings using the effective interest method. Borrowings are subsequently measured at amortized cost. Interest expense is recognized over the term of the borrowing and recorded in the Consolidated Statements of Income. See Note 9 for additional information.

**Financial Instruments.** We account for derivative instruments as either assets or liabilities in the Consolidated Balance Sheets. The financial instruments are recorded at their respective fair value as determined on the day of issuance and subsequently adjusted to the fair value at each reporting date. Changes in the fair value of financial instruments are recognized periodically in the Consolidated Statements of Income. The estimated fair values of derivative instruments are determined at discrete points in time using standard valuation techniques.

**Noncontrolling Interests.** We report Net income attributable to noncontrolling interests separately on the face of our Consolidated Statements of Income. The portion of equity attributable to noncontrolling interests is reported within equity, separately from the Company's stockholders' equity on the Consolidated Balance Sheets.

When the noncontrolling interest is redeemable at the option of the noncontrolling shareholder, or contingently redeemable upon the occurrence of a conditional event that is not solely within the control of the Company, the noncontrolling interest is separately classified as mezzanine equity. In connection with the acquisition of Huang Ji Huang and Daojia, redeemable noncontrolling interests were initially recognized at fair value and classified outside of permanent equity on our Consolidated Balance Sheets due to redemption rights being held by noncontrolling shareholders. Subsequent changes in the redemption value of redeemable noncontrolling interests are immediately recognized as they occur and adjusted to the carrying amount of redeemable noncontrolling interests.

**Guarantees.** We account for guarantees in accordance with ASC Topic 460 ("ASC 460"), *Guarantees*. Accordingly, the Company evaluates its guarantees to determine whether (a) the guarantee is specifically excluded from the scope of ASC 460, (b) the guarantee is subject to ASC 460 disclosure requirements only, but not subject to the initial recognition and measurement provisions, or (c) the guarantee is required to be recorded in the financial statements at fair value. The Company provides: (i) indemnifications to certain investors and other parties for certain losses suffered or incurred by the indemnified party in connection with third-party claims; and (ii) indemnifications of officers and directors against third-party claims arising from the services they provide to the Company. To date, the Company has not incurred costs as a result of these obligations and does not expect to incur material costs in the future. Accordingly, the Company has not accrued any liabilities on the Consolidated Balance Sheets related to these indemnifications.

**Asset Retirement Obligations.** We recognize an asset and a liability for the fair value of a required asset retirement obligation ("ARO") when such an obligation is incurred. The Company's AROs are primarily associated with leasehold improvements which, at the end of the lease, the Company is contractually obligated to remove in order to comply with the lease agreement. As such, we amortize the asset on a straight-line basis over the lease term and accrete the liability to its nominal value using the effective interest method over the lease term.

**Contingencies.** The Company records accruals for certain of its outstanding legal proceedings or claims when it is probable that a liability will be incurred and the amount of loss can be reasonably estimated. The Company evaluates, on a

quarterly basis, developments in legal proceedings or claims that could affect the amount of any accrual, as well as any developments that would make a loss contingency both probable and reasonably estimable. The Company discloses the amount of the accrual if it is material.

**Retirement Plans.** Certain of the Company's employees participate in noncontributory defined benefit plans and post-retirement medical plans sponsored by YUM prior to October 31, 2016. Subsequent to the separation, employees participating in YUM's plans were enrolled in the Yum China Holdings, Inc. Leadership Retirement Plan ("YCHLRP"), an unfunded, unsecured account-based retirement plan which allocates a percentage of pay to an account payable to the executive following the executive's separation of employment from the Company or attainment of age 55.

The Company also offers other defined contribution plans to employees. The total contribution for such employee benefits was expensed as incurred. The Company has no additional legal obligation or liabilities for the benefits beyond the paid and accrued amounts. See Note 12 for additional information.

**PRC Value-Added Tax ("VAT").** The Company has been subject to VAT within the normal course of its restaurant business nationwide since May 1, 2016.

Entities that are VAT general taxpayers are permitted to offset qualified input VAT paid to suppliers against their output VAT upon receipt of appropriate supplier VAT invoices on an entity-by-entity basis. When the output VAT exceeds the input VAT, the difference is remitted to tax authorities, usually on a monthly basis; whereas when the input VAT exceeds the output VAT, the difference is treated as a VAT asset which can be carried forward indefinitely to offset future net VAT payables. VAT related to purchases and sales which have not been settled at the balance sheet date is disclosed separately as an asset and liability, respectively, on the Consolidated Balance Sheets. VAT assets are classified as Prepaid expenses and other current assets if they are expected to be used within one year. At each balance sheet date, the Company reviews the outstanding balance of VAT assets for recoverability assessment.

Pursuant to the tax policy issued by relevant government authorities, general VAT taxpayers in certain industries that meet certain criteria are allowed to claim an additional 10% or 15% input VAT, which will be used to offset their VAT payables. This VAT policy was further extended to December 31, 2023 but the additional deduction was reduced to 5% or 10% respectively. Accordingly, the Company recognized such VAT deductions of \$44 million and \$16 million in 2023 and 2022, respectively. The VAT deductions were recorded as a reduction to the related expense item, primarily in Company restaurant expenses included in the Consolidated Statements of Income. Such preferential policy was not extended in 2024.

**Earnings Per Share.** Basic earnings per share represent net earnings to common stockholders divided by the weighted-average number of common shares outstanding for the period. Diluted earnings per share reflect the potential dilution that could occur if securities or other contracts to issue common shares were exercised or converted into common shares. See Note 5 for further information.

**Common Stock Repurchases.** We may repurchase shares of Yum China common stock under a program authorized by our Board of Directors from time to time in open market or, subject to applicable regulatory requirements, through privately negotiated transactions, block trades, accelerated share repurchase transactions and the use of Rule 10b5-1 trading plans. Shares repurchased are included in treasury stock in the financial statements until they are retired. When repurchased shares are retired, the Company's accounting policy is to allocate the excess of the repurchase price over the par value of shares acquired between Additional paid-in capital and Retained earnings. The amount allocated to Additional paid-in capital is based on the value of Additional paid-in capital per share outstanding at the time of retirement and the number of shares to be retired. Any remaining amount is allocated to Retained earnings. See Note 14 for further information.

## Recently Adopted Accounting Pronouncements

In March 2023, the FASB issued ASU 2023-01, *Leases (Topic 842) — Common Control Arrangements* (“ASU 2023-01”). It requires all lessees, including public business entities, to amortize leasehold improvements associated with common control leases over their useful life to the common control group and account for them as a transfer of assets between entities under common control through an adjustment to equity when the lessee no longer controls the use of the underlying asset. ASU 2023-01 is effective for the Company from January 1, 2024, with early adoption permitted. We adopted this standard on January 1, 2024, and such adoption did not have a material impact on our financial statements.

In November 2023, the FASB issued ASU 2023-07, *Segment Reporting (Topic 280) — Improvements to Reportable Segment Disclosures* (“ASU 2023-07”), requiring public business entities to provide disclosures of significant expenses and other segment items. The guidance also requires public entities to provide in interim periods all disclosures about a reportable segment’s profit or loss and assets that are currently required annually. ASU 2023-07 is effective for the Company for annual periods from January 1, 2024, and for interim periods from January 1, 2025, with early adoption permitted. We adopted this standard in 2024 for annual period disclosures, and such adoption did not have a material impact on our financial statements. See Note 16 for further information.

## Note 3—Business Acquisitions and Equity Investments

### *Consolidation of Hangzhou KFC and Equity Investment in Hangzhou Catering*

In the fourth quarter of 2021, the Company completed its investment in a 28% equity interest in Hangzhou Catering, an entity holding a 45% equity interest in Hangzhou KFC, of which the Company previously held a 47% equity interest. Upon completion of the transaction, the Company directly and indirectly holds an approximately 60% equity interest in Hangzhou KFC and has majority representation on the board, and thus obtained control over Hangzhou KFC and started to consolidate its results from the acquisition date. In addition to its equity interest in Hangzhou KFC, Hangzhou Catering operates Chinese dining restaurants under four time-honored brands and a food processing business. The Company applies the equity method of accounting to the 28% equity interest in Hangzhou Catering excluding the Hangzhou KFC business and recorded this investment in Equity investments based on its then fair value. The Company elected to report its share of Hangzhou Catering’s financial results with a one-quarter lag because its results are not available in time for the Company to record them in the concurrent period. The Company’s equity income (losses) from Hangzhou Catering, net of taxes, were immaterial for the years ended December 31, 2024, 2023 and 2022, and included in Equity in net earnings (losses) from equity method investments in our Consolidated Statement of Income. As of December 31, 2024 and 2023, the carrying amount of the Company’s equity method investment in Hangzhou Catering was \$45 million and \$41 million, respectively, exceeding the Company’s interest in Hangzhou Catering’s underlying net assets by \$22 million and \$24 million, respectively. Substantially all of this difference was attributable to its self-owned properties and impact of related deferred tax liabilities determined upon acquisition, which is being depreciated over a weighted-average remaining useful life of 20 years.

The Company purchased inventories of \$4 million and \$6 million from Hangzhou Catering for the years ended December 31, 2024 and 2023, respectively, and the purchase amount was immaterial for the year ended December 31, 2022. The Company’s accounts payable and other current liabilities due to Hangzhou Catering were immaterial at both December 31, 2024 and 2023.

### ***Consolidation of Suzhou KFC***

Upon completion of the acquisition of Suzhou KFC in the third quarter of 2020, the Company held 72% equity interest in Suzhou KFC, and thus obtained control over Suzhou KFC and started to consolidate its results from the acquisition date.

In December 2022, the Company acquired an additional 20% equity interest in Suzhou KFC for cash consideration of \$115 million, bringing its total ownership to 92%. As the Company has previously obtained control of Suzhou KFC, this transaction was accounted for as an equity transaction. Upon completion of the transaction, the excess of purchase consideration over the carrying amount of the non-controlling interests was \$15 million, which was recorded in Additional paid-in capital.

### ***Fujian Sunner Development Co., Ltd. (“Sunner”) Investment***

In the first quarter of 2021, the Company acquired a 5% equity interest in Sunner, a Shenzhen Stock Exchange listed company. Sunner is China’s largest white-feathered chicken producer and the Company’s largest poultry supplier.

In May 2021, the Company obtained one seat on Sunner’s board of directors upon Sunner’s shareholder approval. The representation on the board, along with the Company being one of Sunner’s significant shareholders, provides the Company with the ability to exercise significant influence over the operating and financial policies of Sunner. As a result, the Company started to apply the equity method of accounting to the investment in May 2021 based on its then fair value. The Company elected to report its share of Sunner’s financial results with a one-quarter lag because Sunner’s results are not available in time for the Company to record them in the concurrent period. The Company’s equity income from Sunner, net of taxes, was \$1 million, \$6 million and \$1 million for the years ended December 31, 2024, 2023 and 2022, respectively, and included in Equity in net earnings (losses) from equity method investments in our Consolidated Statement of Income.

The Company purchased inventories of \$476 million, \$507 million and \$433 million for years ended December 31, 2024, 2023 and 2022, respectively. The Company’s accounts payable and other current liabilities due to Sunner were \$46 million and \$51 million as of December 31, 2024 and 2023, respectively.

As of December 31, 2024 and 2023, the Company’s investment in Sunner was stated at the carrying amount of \$216 million and \$225 million, respectively, which was \$147 million and \$152 million higher than the Company’s interest in Sunner’s underlying net assets, respectively. Of this basis difference, \$15 million and \$16 million was related to finite-lived intangible assets which are being amortized over estimated useful life of 20 years, respectively. The remaining differences were related to goodwill and indefinite-lived intangible assets, which are not subject to amortization, as well as deferred tax liabilities impact. As of December 31, 2024 and 2023, the market value of the Company’s investment in Sunner was \$123 million and \$151 million based on its quoted closing price, respectively.

### ***Meituan Dianping (“Meituan”) Investment***

In the third quarter of 2018, the Company subscribed for 8.4 million, or less than 1%, of the ordinary shares of Meituan, a delivery aggregator in China, for a total consideration of approximately \$74 million, when it launched its initial public offering on the HKEX in September 2018. In the second quarter of 2020, the Company sold 4.2 million of the ordinary shares of Meituan.

The Company accounts for the equity securities at fair value with subsequent fair value changes recorded in our Consolidated Statements of Income. The fair value of the investment in Meituan is determined based on the closing market price for the shares at the end of each reporting period. The fair value change, to the extent the closing market price of shares of Meituan as of the end of reporting period is higher than our cost, is subject to U.S. tax.

A summary of pre-tax gains or losses on investment in equity securities of Meituan recognized, which were included in Investment gain (loss) in our Consolidated Statements of Income, is as follows:

	2024	2023	2022
Unrealized gain (loss) recorded on equity securities still held as of the end of the year	\$ 38	\$ (50)	\$ (27)

### Other Equity Investments

In addition, the Company has strategic equity investments in its eco-system partners, including food and information technology service suppliers. The Company applies equity method to account for such investments over which it has significant influence but does not control, and includes the investments in Equity Investments in the Consolidated Balance Sheets.

These investments were immaterial both individually and in aggregate, totaling \$25 million and \$22 million as of December 31, 2024 and 2023, respectively. The Company purchased inventories or services from these investees and the purchase amounts were immaterial for the years ended December 31, 2024, 2023 and 2022.

## Note 4—Revenue

The following tables present revenue disaggregated by types of arrangements and segments:

Revenues	2024						
	KFC	Pizza Hut	All Other Segments	Corporate and Unallocated	Combined	Elimination	Consolidated
Company sales	\$ 8,375	\$ 2,223	\$ 53	\$ —	\$ 10,651	\$ —	\$ 10,651
Franchise fees and income	69	8	17	—	94	—	94
Revenues from transactions with franchisees	55	5	71	289	420	—	420
Other revenues	10	24	648	64	746	(608)	138
Total revenues	<u>\$ 8,509</u>	<u>\$ 2,260</u>	<u>\$ 789</u>	<u>\$ 353</u>	<u>\$ 11,911</u>	<u>\$ (608)</u>	<u>\$ 11,303</u>

Revenues	2023						
	KFC	Pizza Hut	All Other Segments	Corporate and Unallocated	Combined	Elimination	Consolidated
Company sales	\$ 8,116	\$ 2,214	\$ 61	\$ —	\$ 10,391	\$ —	\$ 10,391
Franchise fees and income	62	7	20	—	89	—	89
Revenues from transactions with franchisees	45	4	74	249	372	—	372
Other revenues	17	21	624	44	706	(580)	126
Total revenues	<u>\$ 8,240</u>	<u>\$ 2,246</u>	<u>\$ 779</u>	<u>\$ 293</u>	<u>\$ 11,558</u>	<u>\$ (580)</u>	<u>\$ 10,978</u>

Revenues	2022						
	KFC	Pizza Hut	All Other Segments	Corporate and Unallocated	Combined	Elimination	Consolidated
Company sales	\$ 7,120	\$ 1,939	\$ 51	\$ —	\$ 9,110	\$ —	\$ 9,110
Franchise fees and income	56	7	18	—	81	—	81
Revenues from transactions with franchisees	33	4	39	211	287	—	287
Other revenues	10	10	563	42	625	(534)	91
Total revenues	<u>\$ 7,219</u>	<u>\$ 1,960</u>	<u>\$ 671</u>	<u>\$ 253</u>	<u>\$ 10,103</u>	<u>\$ (534)</u>	<u>\$ 9,569</u>

## Franchise Fees and Income

	2024	2023	2022
Initial fees, including renewal fees	\$ 7	\$ 6	\$ 6
Continuing fees and rental income	87	83	75
Franchise fees and income	<u>\$ 94</u>	<u>\$ 89</u>	<u>\$ 81</u>

## Costs to Obtain Contracts

Costs to obtain contracts consist of license fees that are payable to YUM in relation to our deferred revenue of prepaid stored-value products, privilege membership programs and customer loyalty programs, as well as upfront franchise fees that we paid to YUM prior to the separation in relation to initial fees or renewal fees we received from franchisees. They meet the requirements to be capitalized as they are incremental costs of obtaining contracts with customers and the Company expects to generate future economic benefits from such costs incurred. Such costs to obtain contracts are included in Other assets in the Consolidated Balance Sheets and are amortized on a systematic basis that is consistent with the transfer to the customer of the goods or services to which the assets relate. Subsequent to the separation, we are no longer required to pay YUM initial or renewal fees that we receive from franchisees. The Company did not incur any impairment losses related to costs to obtain contracts during any of the periods presented. Costs to obtain contracts were \$6 million at both December 31, 2024 and 2023.

## Contract Liabilities

Contract liabilities at December 31, 2024 and 2023 were as follows:

	2024	2023
Contract liabilities		
—Deferred revenue related to prepaid stored-value products	\$ 144	\$ 142
—Deferred revenue related to upfront franchise fees	43	37
—Deferred revenue related to customer loyalty programs	15	24
—Deferred revenue related to privilege membership programs	30	24
—Others	—	1
Total	<u>\$ 232</u>	<u>\$ 228</u>

Contract liabilities primarily consist of deferred revenue related to prepaid stored-value products, privilege membership programs, customer loyalty programs and upfront franchise fees. Deferred revenue related to prepaid stored-value products, privilege membership programs, and customer loyalty programs is included in Accounts payable and other current liabilities in the Consolidated Balance Sheets. Deferred revenue related to upfront franchise fees that we expect to recognize as revenue in the next 12 months is included in Accounts payable and other current liabilities, and the remaining balance is included in Other liabilities in the Consolidated Balance Sheets. Revenue recognized that was included in the contract liability balance at the beginning of the year amounted to \$109 million and \$106 million in 2024 and 2023, respectively. Changes in contract liability balances were not materially impacted by business acquisition, change in estimate of transaction price or any other factors during any of the years presented.

The Company has elected, as a practical expedient, not to disclose the value of remaining performance obligations associated with sales-based royalty promised to franchisees in exchange for franchise right and other related services. The remaining duration of the performance obligation is the remaining contractual term of each franchise agreement. We recognize continuing franchisee fees and revenues from advertising services and other services provided to franchisees based on a certain percentage of sales, as those sales occur.

## Note 5—Earnings Per Common Share (“EPS”)

The following table summarizes the components of basic and diluted EPS (in millions, except per share data):

	2024	2023	2022
Net Income – Yum China Holdings, Inc.	\$ 911	\$ 827	\$ 442
Weighted-average common shares outstanding (for basic calculation) <sup>(a)</sup>	388	416	421
Effect of dilutive share-based awards <sup>(a)</sup>	2	4	4
Weighted-average common and dilutive potential common shares outstanding (for diluted calculation)	390	420	425
Basic Earnings Per Common Share	\$ 2.34	\$ 1.99	\$ 1.05
Diluted Earnings Per Common Share	\$ 2.33	\$ 1.97	\$ 1.04
Share-based awards excluded from the diluted EPS computation <sup>(b)</sup>	5	3	4

- (a) As a result of the separation, shares of Yum China common stock were distributed to YUM’s shareholders of record as of October 19, 2016 and were included in the calculated weighted-average common shares outstanding. Holders of outstanding YUM equity awards generally received both adjusted YUM awards and Yum China awards, or adjusted awards of either YUM or Yum China in their entirety. Any subsequent exercise of these awards, whether held by the Company’s employees or YUM’s employees, would increase the number of common shares outstanding. The incremental shares arising from outstanding equity awards are included in the computation of diluted EPS, if there is dilutive effect. See Note 13 for a further discussion of share-based compensation.
- (b) These outstanding SARs, RSUs and PSUs were excluded from the computation of diluted EPS because to do so would have been antidilutive for the years presented, or because certain PSUs are contingently issuable based on the achievement of performance and market conditions, which have not been met as of December 31, 2024, 2023 and 2022.

## Note 6—Other (Income) Expenses, net

	2024	2023	2022
Amortization of reacquired franchise rights <sup>(a)</sup>	\$ —	\$ 2	\$ 97
Others	(1)	(2)	(3)
Other (income) expenses, net	\$ (1)	\$ —	\$ 94

- (a) As a result of the acquisition of Hangzhou KFC, Suzhou KFC and Wuxi KFC, \$66 million, \$61 million and \$61 million of the purchase price were allocated to intangible assets related to reacquired franchise rights, respectively, which are being amortized over the remaining franchise contract period of 1 year, 2.4 years and 5 years. The above reacquired franchise rights were substantially amortized as of December 31, 2022.

## Note 7—Supplemental Balance Sheet Information

<b>Accounts Receivable, net</b>	<b>2024</b>	<b>2023</b>
Accounts receivable, gross	\$ 80	\$ 69
Allowance for doubtful accounts	(1)	(1)
Accounts receivable, net	<u>\$ 79</u>	<u>\$ 68</u>

<b>Prepaid Expenses and Other Current Assets</b>	<b>2024</b>	<b>2023</b>
VAT assets	\$ 117	\$ 91
Receivables from payment processors and aggregators	72	78
Interest receivables	48	46
Deposits, primarily lease deposits	22	25
Other prepaid expenses and current assets	107	99
Prepaid expenses and other current assets	<u>\$ 366</u>	<u>\$ 339</u>

<b>PP&amp;E</b>	<b>2024</b>	<b>2023</b>
Buildings and improvements, and construction in progress	\$ 3,156	\$ 3,073
Finance leases, primarily buildings	80	68
Machinery and equipment	1,855	1,742
PP&E, gross	5,091	4,883
Accumulated depreciation	(2,684)	(2,573)
PP&E, net	<u>\$ 2,407</u>	<u>\$ 2,310</u>

Depreciation and amortization expense related to property, plant and equipment was \$467 million, \$442 million and \$497 million in 2024, 2023 and 2022, respectively.

<b>Equity Investments</b>	<b>2024</b>	<b>2023</b>
Investment in equity method investees	\$ 285	\$ 287
Investment in equity securities	83	45
Equity investments	<u>\$ 368</u>	<u>\$ 332</u>

<b>Other Assets</b>	<b>2024</b>	<b>2023</b>
Land use right <sup>(a)</sup>	\$ 107	\$ 115
Long-term deposits, primarily lease deposits	97	94
Prepayment for acquisition of PP&E	27	28
VAT assets	8	6
Costs to obtain contracts	6	6
Others	11	16
Other assets	<u>\$ 256</u>	<u>\$ 265</u>

(a) Amortization expense related to land use right was \$4 million, \$4 million and \$5 million in 2024, 2023 and 2022, respectively.

<b>Accounts Payable and Other Current Liabilities</b>	<b>2024</b>	<b>2023</b>
Accounts payable	\$ 801	\$ 786
Operating lease liabilities	417	426
Accrued compensation and benefits	235	299
Contract liabilities	196	196
Accrued capital expenditures	192	226
Dividends payable	40	40
Accrued marketing expenses	33	51
Other current liabilities	166	140
Accounts payable and other current liabilities	<u>\$ 2,080</u>	<u>\$2,164</u>

<b>Other Liabilities</b>	<b>2024</b>	<b>2023</b>
Contract liabilities	\$ 36	\$ 32
Accrued income tax payable	23	39
Other non-current liabilities	98	86
Other liabilities	<u>\$ 157</u>	<u>\$ 157</u>

## Note 8—Goodwill and Intangible Assets

The changes in the carrying amount of goodwill are as follows:

	<b>Total Company</b>	<b>KFC</b>	<b>Pizza Hut</b>	<b>All Other Segments</b>
Balance as of December 31, 2022				
Goodwill, gross	\$ 2,379	\$ 1,893	\$ 19	\$ 467
Accumulated impairment losses <sup>(a)</sup>	(391)	—	—	(391)
Goodwill, net	\$ 1,988	\$ 1,893	\$ 19	\$ 76
Goodwill acquired <sup>(b)</sup>	1	1	—	—
Effect of currency translation adjustments	(57)	(54)	(1)	(2)
Balance as of December 31, 2023				
Goodwill, gross	2,323	1,840	18	465
Accumulated impairment losses <sup>(a)</sup>	(391)	—	—	(391)
Goodwill, net	\$ 1,932	\$ 1,840	\$ 18	\$ 74
Effect of currency translation adjustments	(52)	(50)	—	(2)
Balance as of December 31, 2024				
Goodwill, gross	2,271	1,790	18	463
Accumulated impairment losses <sup>(a)</sup>	(391)	—	—	(391)
Goodwill, net	<u>\$ 1,880</u>	<u>\$ 1,790</u>	<u>\$ 18</u>	<u>\$ 72</u>

- (a) Accumulated impairment losses represent goodwill impairment attributable to the reporting units of Little Sheep and Daojia.
- (b) Goodwill acquired resulted from the acquisition of restaurants from our existing franchisees during 2023, which was immaterial.

Intangible assets, net as of December 31, 2024 and 2023 are as follows:

	2024				2023			
	Gross Carrying Amount <sup>(a)</sup>	Accumulated Amortization <sup>(a)</sup>	Accumulated Impairment Losses <sup>(b)</sup>	Net Carrying Amount	Gross Carrying Amount	Accumulated Amortization	Accumulated Impairment Losses <sup>(b)</sup>	Net Carrying Amount
Finite-lived intangible assets								
Reacquired franchise rights	\$ 262	\$ (259)	\$ —	\$ 3	\$ 268	\$ (265)	\$ —	\$ 3
Huang Ji Huang franchise related assets	20	(5)	—	15	21	(4)	—	17
Daojia platform	9	(2)	(7)	—	16	(4)	(12)	—
Customer-related assets	11	(10)	(1)	—	12	(10)	(2)	—
Other	8	(5)	—	3	9	(6)	—	3
	<u>\$ 310</u>	<u>\$ (281)</u>	<u>\$ (8)</u>	<u>\$ 21</u>	<u>\$ 326</u>	<u>\$ (289)</u>	<u>\$ (14)</u>	<u>\$ 23</u>
Indefinite-lived intangible assets								
Little Sheep trademark	\$ 49	\$ —	\$ —	\$ 49	\$ 51	\$ —	\$ —	\$ 51
Huang Ji Huang trademark	74	—	—	74	76	—	—	76
	<u>\$ 123</u>	<u>\$ —</u>	<u>\$ —</u>	<u>\$ 123</u>	<u>\$ 127</u>	<u>\$ —</u>	<u>\$ —</u>	<u>\$ 127</u>
Total intangible assets	<u>\$ 433</u>	<u>\$ (281)</u>	<u>\$ (8)</u>	<u>\$ 144</u>	<u>\$ 453</u>	<u>\$ (289)</u>	<u>\$ (14)</u>	<u>\$ 150</u>

- (a) Changes in gross carrying amount and accumulated amortization include the effect of currency translation adjustments.
- (b) Accumulated impairment losses represent impairment charges on intangible assets acquired from Daojia primarily attributable to the Daojia platform.

Amortization expense for finite-lived intangible assets was \$2 million in 2024, \$4 million in 2023 and \$99 million in 2022. The decrease in amortized expense for finite-lived intangible assets in 2024 and 2023 was primarily due to certain reacquired franchise rights being substantially amortized as of December 31, 2022 (See Note 6 for details). Amortization expense for finite-lived intangible assets is expected to approximate \$2 million in each of 2025, 2026, 2027, 2028 and 2029.

## Note 9—Credit Facilities and Short-term Borrowings

As of December 31, 2024, the Company had credit facilities of RMB8,790 million (approximately \$1,204 million), comprised of onshore credit facilities in the aggregate amount of RMB6,600 million (approximately \$904 million), off-shore credit facilities in the aggregate amount of \$100 million and a credit facility of \$200 million that can be used for either onshore or offshore.

The credit facilities had remaining terms ranging from less than one year to three years as of December 31, 2024. Our credit facilities mainly include term loans, overdrafts, letters of credit, banker's acceptance notes and bank guarantees. The credit facilities in general bear interest based on the Loan Prime Rate ("LPR") published by the National Interbank Funding Centre of the PRC, or Secured Overnight Financing Rate ("SOFR") published by the Federal Reserve Bank of New York. Each credit facility contains a cross-default provision whereby our failure to make any payment on a principal amount from any credit facility will constitute a default on other credit facilities. Some of the credit facilities contain covenants limiting, among other things, certain additional indebtedness and liens, and certain other transactions specified in the respective agreements. As of December 31, 2024 and 2023, we had outstanding short-term bank borrowings of \$127 million and \$168 million, respectively, mainly to manage working capital at our operating subsidiaries, which were secured by short-term investments of nil and \$79 million, respectively. The RMB denominated bank borrowings bear a weighted-average interest rate of 1.7% for both of the years ended December 31, 2024 and 2023, and are due within one

year from their issuance dates. As of December 31, 2024, we also had outstanding bank guarantees of RMB258 million (approximately \$35 million) mainly to secure our lease payments to landlords for certain Company-owned restaurants. Our credit facilities were therefore reduced by outstanding short-term bank borrowings, adjusted for unamortized interest and collateral, and outstanding guarantees. As of December 31, 2024, the Company had unused credit facilities of approximately \$1,041 million.

## Note 10—Leases

As of December 31, 2024, we leased over 13,800 properties in China for our Company-owned restaurants. We generally enter into lease agreements for our restaurants with initial terms of 10 to 20 years. Most of our lease agreements contain termination options that permit us to terminate the lease agreement early if the restaurant profit is negative for a specified period of time. We generally do not have renewal options for our leases. Such options are accounted for only when it is reasonably certain that we will exercise the options. The rent under the majority of our current restaurant lease agreements is generally payable in one of three ways: (i) fixed rent; (ii) the higher of a fixed base rent or a percentage of the restaurant's sales; or (iii) a percentage of the restaurant's sales. Most leases require us to pay common area maintenance fees for the leased property. In addition to restaurants leases, we also lease office spaces, logistics centers and equipment. Our lease agreements do not contain any material residual value guarantees or material restrictive covenants.

In limited cases, we sub-lease certain restaurants to franchisees in connection with refranchising transactions or lease our properties to other third parties. The lease payments under these leases are generally based on the higher of a fixed base rent or a percentage of the restaurant's annual sales. Income from sub-lease agreements with franchisees or lease agreements with other third parties are included in Franchise fees and income and Other revenues, respectively, within our Consolidated Statements of Income.

Supplemental Balance Sheet	2024/12/31	2023/12/31	Account Classification
<b>Assets</b>			
Operating lease right-of-use assets	\$ 2,146	\$ 2,217	Operating lease right-of-use assets
Finance lease right-of-use assets	46	41	PP&E
<b>Total leased assets<sup>(a)</sup></b>	<u>\$ 2,192</u>	<u>\$ 2,258</u>	
<b>Liabilities</b>			
Current			
Operating lease liabilities	\$ 417	\$ 426	Accounts payable and other current liabilities
Finance lease liabilities	5	5	Accounts payable and other current liabilities
Non-current			
Operating lease liabilities	1,816	1,899	Non-current operating lease liabilities
Finance lease liabilities	49	44	Non-current finance lease liabilities
<b>Total lease liabilities</b>	<u>\$ 2,287</u>	<u>\$ 2,374</u>	

Summary of Lease Cost	2024	2023	2022	Account Classification
Operating lease cost	\$ 518	\$ 517	\$ 564	Occupancy and other operating expenses, G&A or Franchise expenses
Finance lease cost				
Amortization of leased assets	5	5	4	Occupancy and other operating expenses
Interest on lease liabilities	3	2	2	Interest expense, net
Variable lease cost <sup>(b)</sup>	420	402	303	Occupancy and other operating expenses or Franchise expenses
Short-term lease cost	13	15	12	Occupancy and other operating expenses or G&A
Sub-lease income	(19)	(21)	(23)	Franchise fees and income or Other revenues
<b>Total lease cost</b>	<b>\$ 940</b>	<b>\$ 920</b>	<b>\$ 862</b>	

- (a) As of December 31, 2024, excluding the impact of foreign currency translation, right-of-use (“ROU”) assets decreased, primarily due to the amortization of assets relating to existing leases with fixed lease payments and a higher portion of our leases with variable lease payments. The decrease of lease liabilities was consistent with the decrease of ROU assets.
- (b) The Company was granted \$11 million and \$39 million in lease concessions from landlords related to the effects of the COVID-19 pandemic for the years ended December 31, 2023 and 2022, respectively. The lease concessions were primarily in the form of rent reduction over the period of time when the Company’s restaurant business was adversely impacted. The Company applied the interpretive guidance in a FASB staff question-and-answer document issued in April 2020 and elected: (1) not to evaluate whether a concession received in response to the COVID-19 pandemic is a lease modification and (2) to assume such concession was contemplated as part of the existing lease contract with no contract modification. Such concession was recognized as negative variable lease cost in the period the concession was granted. The Company was no longer granted such lease concession beginning in 2024.

Supplemental Cash Flow Information	2024	2023	2022
Cash paid for amounts included in the measurement of lease liabilities:			
Operating cash flows from operating leases	\$ 516	\$ 531	\$ 549
Operating cash flows from finance leases	3	2	2
Financing cash flows from finance leases	5	5	4
Right-of-use assets obtained in exchange for lease liabilities <sup>(c)</sup> :			
Operating leases	\$ 379	\$ 456	\$ 191
Finance leases	11	7	10

- (c) This supplemental non-cash disclosure for ROU assets obtained in exchange for lease liabilities includes an increase in lease liabilities associated with obtaining new ROU assets of \$400 million, \$451 million and \$344 million for the years ended December 31, 2024, 2023 and 2022, respectively, as well as adjustments to lease liabilities or ROU assets due to modification or other reassessment events, which resulted in a decrease of \$10 million, an increase of \$12 million, and a decrease of \$143 million in lease liabilities for the years ended December 31, 2024, 2023 and 2022, respectively.

Lease Term and Discount Rate	2024	2023
Weighted-average remaining lease term (years)		
Operating leases	6.9	7.1
Finance leases	10.8	10.9
Weighted-average discount rate		
Operating leases	4.5%	4.9%
Finance leases	4.7%	5.0%

## Summary of Future Lease Payments and Lease Liabilities

Maturities of lease liabilities as of December 31, 2024 were as follows:

	Amount of Operating Leases	Amount of Finance Leases	Total
2025	\$ 501	\$ 7	\$ 508
2026	434	7	441
2027	383	7	390
2028	320	7	327
2029	252	7	259
Thereafter	717	34	751
Total undiscounted lease payment	2,607	69	2,676
Less: imputed interest <sup>(d)</sup>	374	15	389
Present value of lease liabilities	\$ 2,233	\$ 54	\$ 2,287

- (d) As the rate implicit in the lease cannot be readily determined, we use our incremental borrowing rate based on the information available at the lease commencement date in determining the imputed interest and present value of lease payments. We used the incremental borrowing rate on January 1, 2019 for operating leases that commenced prior to that date.

As of December 31, 2024, we have additional lease agreements that have been signed but not yet commenced, with total undiscounted minimum lease payments of \$86 million. These leases will commence between 2025 and 2026 with lease terms of 1 year to 20 years.

## Note 11 – Fair Value Measurements and Disclosures

The Company's financial assets and liabilities primarily consist of cash and cash equivalents, short-term investments, long-term bank deposits and notes, accounts receivable, accounts payable, short-term borrowings and lease liabilities, and the carrying values of these assets and liabilities approximate their fair value in general.

The Company's financial assets also include its investment in the equity securities of Meituan, which is measured at fair value based on the closing market price for the shares at the end of each reporting period, with subsequent fair value changes recorded in our Consolidated Statements of Income.

The following table is a summary of our financial assets measured on a recurring basis or disclosed at fair value and the level within the fair value hierarchy in which the measurement falls. The Company classifies its cash equivalents, short-term investments, long-term bank deposits and notes, and investment in equity securities within Level 1 or Level 2 in the fair value hierarchy because it uses quoted market prices or alternative pricing sources and models utilizing market observable inputs to determine their fair value, respectively. No transfers among the levels within the fair value hierarchy occurred in 2024 and 2023.

	Balance at December 31, 2024	Fair Value Measurement or Disclosure at December 31, 2024		
		Level 1	Level 2	Level 3
Cash equivalents:				
Time deposits	\$ 145		\$ 145	
Fixed income debt securities <sup>(a)</sup>	196		196	
Money market funds	30	30		
Total cash equivalents	371	30	341	—
Short-term investments:				
Time deposits	1,017		1,017	
Structured deposits	90		90	
Variable return investments	14	14		
Total short-term investments	1,121	14	1,107	—
Long-term bank deposits and notes				
Time deposits	554		554	
Fixed income bank notes	534		534	
Total long-term bank deposits and notes	1,088		1,088	
Equity investments:				
Investment in equity securities	83	83		
Total	\$ 2,663	\$ 127	\$ 2,536	\$ —

	Balance at December 31, 2023	Fair Value Measurement or Disclosure at December 31, 2023		
		Level 1	Level 2	Level 3
Cash equivalents:				
Time deposits	\$ 293		\$ 293	
Fixed income debt securities <sup>(a)</sup>	14	14		
Money market funds	11	11		
Total cash equivalents	318	25	293	—
Short-term investments:				
Time deposits	1,113		1,113	
Fixed income debt securities <sup>(a)</sup>	200		200	
Structured deposits	138		138	
Variable return investments	21	21		
Total short-term investments	1,472	21	1,451	—
Long-term bank deposits and notes				
Time deposits	903		903	
Fixed income bank notes	362		362	
Total long-term bank deposits and notes	1,265		1,265	
Equity investments:				
Investment in equity securities	45	45		
Total	\$ 3,100	\$ 91	\$ 3,009	\$ —

(a) Classified as held-to-maturity investments and measured at amortized cost.

The Company is required to place bank deposits or purchase insurance to secure the balance of prepaid stored-value cards issued by the Company pursuant to regulatory requirements. \$60 million of time deposits in Long-term bank

deposits and notes were restricted for use as of December 31, 2024, and \$21 million of time deposits in Short-term investments and \$28 million of time deposits in Long-term bank deposits and notes were restricted for use as of December 31, 2023.

### ***Non-recurring fair value measurements***

In addition, certain of the Company's restaurant-level assets (including operating lease ROU assets and PP&E), goodwill and intangible assets are measured at fair value based on unobservable inputs (Level 3) on a non-recurring basis, if determined to be impaired. As of each relevant measurement date, the fair value of restaurant-level assets, if determined to be impaired, is primarily represented by a price market participant would pay to sub-lease the operating lease ROU assets and acquire the remaining restaurant assets, which reflects the highest and best use of the assets. Significant unobservable inputs used in the fair value measurement include market rental prices, which were determined with the assistance of an independent valuation specialist. The direct comparison approach is used as the valuation technique by assuming a sub-lease of each of the properties in its existing state with vacant possession. By making reference to lease transactions as available in the relevant market, comparable properties in close proximity have been selected and adjustments have been made to account for any difference in factors such as location and property size.

The following table presents amounts recognized from all non-recurring fair value measurements based on unobservable inputs (Level 3) during the years ended December 31, 2024, 2023 and 2022. These amounts exclude fair value measurements made for restaurants that were subsequently closed or refranchised prior to those respective year-end dates.

	2024	2023	2022	Account Classification
Restaurant-level impairment <sup>(a)</sup>	\$ 18	\$ 20	\$ 24	Closures and impairment expenses, net

- (a) Restaurant-level impairment charges are recorded in Closures and impairment expenses, net and resulted mainly from our semi-annual impairment evaluation of long-lived assets of individual restaurants that were being operated at the time of impairment and had not been offered for refranchising. After considering the impairment charges recorded during the corresponding years, the fair value of such assets as of the relevant measurement date was \$51 million, \$68 million and \$97 million during the years ended December 31, 2024, 2023 and 2022, respectively.

## **Note 12—Retirement Plans**

For executives who were hired or re-hired after September 30, 2001, YUM has implemented the YUM LRP. This is an unfunded, unsecured account-based retirement plan which allocates a percentage of pay to an account payable to the executive following the executive's separation of employment from YUM or attainment of age 55. The Company adopted the YCHLRP upon separation while the assets and liabilities associated with these employees under YUM LRP were transferred to YCHLRP. YCHLRP will continue to be in effect until terminated by the Company's Board of Directors. The terms of the YCHLRP are substantially similar to the terms of the YUM LRP. Under the YCHLRP, certain executives who are at least age 21, who are classified as salary level 12, who are not eligible to participate in a tax-qualified defined benefit plan, and who satisfy certain additional requirements as to work location and assignment, are eligible to participate in the YCHLRP if selected for participation by the Company. The YCHLRP is an unfunded, unsecured account-based retirement plan that allocates a percentage of pay to an account payable to an executive following the later to occur of the executive's separation of employment from the Company or attainment of age 55. Under the YCHLRP, participants aged 55 or older are entitled to a lump sum distribution of their account balance on the last day of the calendar quarter that occurs on or follows their separation of employment. The liabilities attributable to our employees under the YCHLRP were insignificant as of December 31, 2024 and 2023.

YUM offers certain of the Company's employees and executives working in China retirement benefits under defined contribution plans, through which YUM provides a Company-funded contribution ranging from 5% to 10% of the base salary. The Company adopted the same plans after the separation. Under the plans, participants will receive a lump sum equal to a percentage of the Company's contributions inclusive of investment return upon termination. This percentage is generally based on a vesting schedule that provides participants with a vested 30% interest upon completion of a minimum of 3 years of service, and an additional 10% vested interest for each additional completed year, up to a maximum of 100%. The Company's contribution amount to the plans for the years ended December 31, 2024, 2023 and 2022 was immaterial.

As stipulated by Chinese state regulations, the Company participates in a government-sponsored defined contribution retirement plan. Substantially all employees are entitled to an annual pension equal to a fixed proportion of the average basic salary amount of the geographical area of their last employment at their retirement date. We are required to make contributions to the local social security bureau between 13% and 20% of the previous year's average basic salary amount of the geographical area where the employees are under our employment. Contributions are recorded in the Consolidated Statements of Income as they become payable. We have no obligation for the payment of pension benefits beyond the annual contributions as set out above. In 2022, in relation to effect of the COVID-19 pandemic, the Company also recorded one-time relief of enterprise social security contributions as a reduction to related expense (See Note 2 for additional information about our government subsidies). The Company contributed \$239 million, \$230 million and \$183 million to the government-sponsored plan for the year ended December 31, 2024, 2023 and 2022, respectively.

## Note 13—Share-Based Compensation

### Overview

Upon the separation, holders of outstanding YUM equity awards generally received both adjusted YUM awards and Yum China awards, or adjusted awards of either YUM or Yum China in their entirety, to maintain the pre-separation intrinsic value of the awards. Share issuances for Yum China awards held by YUM's employees will be satisfied by Yum China. Share issuances for YUM awards held by the Company's employees will be satisfied by YUM. As a result, Yum China may issue shares of common stock to YUM's employees upon exercise or vesting of various types of awards, including stock options, SARs, RSUs, and awards from the executive income deferral plan.

Effective October 31, 2016, the Company adopted the Yum China Holdings, Inc. Long Term Incentive Plan (the "2016 Plan"). The Company has reserved for issuance under the 2016 Plan of 45,000,000 shares of our common stock. Under this plan, the exercise price of stock options and SARs granted must be equal to or greater than the fair market value of the Company's stock on the date of grant.

In connection with the Primary Conversion, the Company's stockholders approved the Yum China Holdings, Inc. 2022 Long Term Incentive Plan (the "2022 Plan"), with 31,000,000 shares of Company common stock authorized for grants. The 2022 Plan replaced the 2016 Plan and became effective on October 24, 2022. The 2016 Plan continued to govern awards granted prior to the effectiveness of the 2022 Plan. Under the 2022 Plan, the exercise price of stock options and SARs granted must be the higher of (i) the fair market value of the Company's stock on the date of grant and (ii) the average fair market value for the five trading days immediately preceding the date of grant. The 2022 Plan is largely based on the 2016 Plan, but with updates to conform to the requirements of the HKEX, to delete provisions relating to our spin-off that are no longer applicable and to make certain other administrative changes.

Similar to the 2016 Plan, potential awards to employees and non-employee directors under the 2022 Plan include stock options, incentive options, SARs, common stock, restricted stock, RSUs, performance shares, PSUs, and cash incentive awards. While awards under the 2016 and 2022 Plan can have varying vesting provisions and exercise periods, outstanding awards generally vest in periods ranging from three to four years. Stock options and SARs expire 10 years after grant.

The Company recognizes all share-based payments to employees and non-employee directors in the Consolidated Financial Statements as compensation cost on a straight-line basis over the service period based on their fair value on the date of grant, for awards that actually vest and when performance conditions are probable of being achieved, if applicable. If no substantive service condition exists, the grant-date fair value is fully recognized as expense upon grant.

## Award Valuation

### Stock Options and SARs

The Company estimated the fair value of each stock option and SAR award granted to the Company's employees as of the date of grant, using the BS model with the following assumptions:

	2024	2023	2022
Risk-free interest rate	4.1%	3.9%	1.6%
Expected term (years)	6.50	6.50	6.25
Expected volatility	36.2%	36.3%	32.4%
Expected dividend yield	1.6%	0.8%	1.0%

Stock options and SAR awards granted to employees typically have a graded vesting schedule of 25% per year over four years and expire 10 years after grant. The Company uses a single weighted-average term for awards that have a graded vesting schedule and determined average terms of exercise based on analysis of the historical exercise and post-vesting termination behavior. Forfeitures were estimated based on historical experience. Historical data used to estimate the expected term and forfeiture rate include data associated with the Company's employees who were granted share-based awards by YUM prior to the separation.

For those awards granted by the Company after the separation, the Company considered the historical volatility of the Company's common stock, as well as historical price volatility of the publicly traded shares of common stock of comparable companies in the same business as the Company. The dividend yield was estimated based on the Company's dividend policy at the time of the grant.

### RSUs

RSU awards generally vest over three to four years, with either cliff vesting or graded vesting on anniversary dates. The fair values of RSU awards are based on the closing price of the Company's stock on the date of grant.

### PSUs

The Company grants PSUs that cliff vest only if threshold performance goals are achieved over a performance period, with the payout ranging from 0% to 200% of the target number of shares. These PSU awards are based on the achievement of one or more performance goals, including stock price, relative total shareholder return against selected indices or the constituents of the indices, sales growth, profitability, and strategic imperative.

In February 2020, the Company's Board of Directors granted a special award of PSUs ("Partner PSU Awards") to select employees who were deemed critical to the Company's execution of its strategic operating plan under the 2016 Plan. These Partner PSU Awards are subject to market and performance conditions, and will cliff vest only if threshold performance goals are achieved over a four-year performance period, with the payout ranging from 0% to 200% of the target number of shares. These awards vested as of December 31, 2023 with a payout in the first quarter of 2024.

The fair value of PSU awards with performance conditions was determined based on the closing price of the Company's stock on the date of the grant. The fair value of PSU awards with market conditions was determined based on the outcome of the MCS model with the following assumptions:

	2024	2023	2022
Risk-free interest rate	4.1%	4.2%	1.8%
Expected volatility	38.8%	39.3%	30.8%

Compensation costs associated with PSU awards are recognized on a straight-line basis over the performance period when performance conditions are probable of being achieved, adjusted for estimated forfeiture rate.

## Others

Commencing from November 11, 2016, Yum China also granted annual awards of common stock to non-employee directors for their service on Yum China's Board of Directors. The fair value of these awards is based on the closing price of the Company's common stock on the date of grant. The shares were issued outright to the directors on the date of grant, with no conditions attached. Therefore, the fair value of the awards was fully recognized as expenses upon grant. For the years ended December 31, 2024, 2023 and 2022, the Company recognized in full the grant-date fair value of \$3.2 million, \$2.7 million and \$2.1 million, respectively, in the Consolidated Statements of Income and issued a total of 86,972, 45,843 and 47,820 shares of Yum China common stock, respectively.

## Award Activity

### Stock Options and SARs

	Shares (in thousands)	Weighted-average Exercise Price	Weighted-average Remaining Contractual Term (years)	Aggregate Intrinsic Value (in millions)
Outstanding at the beginning of 2024	8,471	\$ 37.16		
Granted	416	39.65		
Exercised	(1,445) <sup>(a)</sup>	24.47		
Forfeited or expired	(352)	49.45		
Outstanding at the end of 2024	7,090 <sup>(b)</sup>	39.28	4.27	\$ 77
Exercisable at the end of 2024	5,918	37.14	3.58	73

(a) During the year ended December 31, 2024, 87,077 stock options held by employees of YUM were exercised with weighted-average exercise prices of \$21.66 and our outstanding awards at the end of 2024 include SARs only.

(b) Outstanding awards represent Yum China's SAR awards held by employees of both the Company and YUM.

The weighted-average grant-date fair value of SARs granted in 2024, 2023 and 2022 was \$14.55, \$24.67 and \$15.55, respectively. The total intrinsic value of SARs exercised by the Company's employees during the years ended December 31, 2024, 2023 and 2022 was \$17 million, \$25 million and \$22 million, respectively.

As of December 31, 2024, \$12 million of unrecognized compensation cost related to unvested SARs, which will be reduced by any forfeitures that occur, is expected to be recognized over a remaining weighted-average vesting period of approximately 1.52 years. The total fair value at grant date of awards held by the Company's employees that vested during 2024, 2023 and 2022 was \$13 million, \$15 million and \$16 million, respectively.

## RSUs

	Shares (in thousands)	Weighted-Average Grant Date Fair Value
Unvested at the beginning of 2024	1,167	\$ 57.44
Granted	729	40.47
Vested	(550)	57.90
Forfeited or expired	(81)	52.73
Unvested at the end of 2024	<u>1,265</u>	<u>47.76</u>

The weighted-average grant-date fair value of RSUs granted in 2024, 2023 and 2022 was \$40.47, \$61.17 and \$50.11, respectively. As of December 31, 2024, \$38 million of unrecognized compensation cost related to 1,265,250 unvested RSUs, which will be reduced by any forfeiture that occurs, is expected to be recognized over a remaining weighted-average vesting period of approximately 1.64 years. The total fair value at grant date of awards that vested during 2024, 2023 and 2022 was \$32 million, \$8 million and \$7 million, respectively.

## PSUs

	Shares (in thousands)	Weighted-Average Grant Date Fair Value
Unvested at the beginning of 2024	268	\$ 69.05
Granted	216	44.52
Vested	(59)	68.19
Forfeited	(25)	67.38
Unvested at the end of 2024	<u>400</u>	<u>56.05</u>

The weighted-average grant-date fair value of PSUs granted in 2024, 2023 and 2022 was \$44.52, \$71.01 and \$61.33, respectively. As of December 31, 2024, \$10 million of unrecognized compensation cost related to 399,648 unvested PSUs, which will be reduced by any forfeiture that occurs and adjusted based on the Company's achievement of performance goals, is expected to be recognized over a remaining weighted-average vesting period of approximately 1.55 years. The total fair value at grant date of awards that vested during 2024, 2023 and 2022 was \$4 million, \$41 million and \$5 million, respectively.

On December 30, 2022, in recognition of the extended impact of the COVID-19 pandemic and the Company's performance over the three-year performance period of the 2020 annual PSU awards, the Compensation Committee of the Board of Directors determined to adjust the weighting of the performance goals applicable to the 2020 annual PSU awards. This modification pertained to all recipients of this award, and resulted in incremental compensation expense of \$6 million recognized during the year ended December 31, 2022.

## Impact on Net Income

Share-based compensation expense was \$41 million, \$64 million and \$42 million for 2024, 2023 and 2022, respectively. Deferred tax benefits and tax benefits realized on our tax returns from tax deductions associated with share-based compensation were immaterial in each of 2024, 2023 and 2022.

## Note 14—Equity

Immediately after the separation on October 31, 2016, Yum China authorized capital stock consisted of 1,000 million shares of common stock, par value \$0.01 per share, and 364 million shares of Yum China common stock were issued and outstanding. As of December 31, 2024, 379 million shares of Yum China common stock were issued and 378 million shares were outstanding.

### *Share Repurchase and Retirement*

The Company repurchased 31.3 million shares of common stock for \$1,242 million, 12.4 million shares of common stock for \$617 million and 10.5 million shares of common stock for \$466 million, excluding transaction costs and excise tax, for the years ended December 31, 2024, 2023 and 2022, respectively. On November 4, 2024, our Board of Directors increased the share repurchase authorization by \$1 billion to an aggregate of \$4.4 billion, of which \$1.3 billion remained available as of December 31, 2024.

Of the shares repurchased for the year ended December 31, 2024, 30.0 million shares were retired and resumed the status of authorized and unissued shares of common stock, and 1.3 million shares repurchased on the HKEX were retired subsequent to December 31, 2024 and included in Treasury stock in the Consolidated Financial Statements. As of December 31, 2023, all shares repurchased were retired and resumed the status of authorized and unissued shares of common stock.

The Inflation Reduction Act of 2022 (“IRA”), which is discussed further in Note 15, imposes an excise tax of 1% on net share repurchases that occur after December 31, 2022. Excise tax on net share repurchases, which was recognized as part of the cost of the shares repurchased, amounted to \$12 million and \$6 million for the years ended December 31, 2024 and 2023, respectively.

### *Cash Dividend*

On October 4, 2017, the Board of Directors approved a regular quarterly cash dividend program, and we have paid a quarterly cash dividend on Yum China’s common stock since the fourth quarter of 2017, except for the second and third quarters of 2020 due to the unprecedented effects of the COVID-19 pandemic. Cash dividends totaling \$248 million, \$216 million and \$202 million were paid to stockholders in 2024, 2023 and 2022, respectively.

### *Accumulated Other Comprehensive Income (Loss) (“AOCI”)*

The Company’s Other comprehensive income (loss) for the years ended December 31, 2024, 2023 and 2022 and AOCI balances as of December 31, 2024 and 2023 were comprised solely of foreign currency translation adjustments. Other comprehensive loss was \$130 million, \$146 million and \$431 million for the years ended December 31, 2024, 2023 and 2022, respectively. The accumulated balances reported in AOCI in the Consolidated Balance Sheets for currency translation adjustments were a net loss of \$341 million and \$229 million as of December 31, 2024 and 2023, respectively. There was no tax effect related to the components of Other comprehensive income (loss) for all years presented.

### *Restricted net assets*

The Company’s ability to pay dividends is primarily dependent on the Company receiving distributions of funds from its subsidiaries. Relevant PRC statutory laws and regulations permit payments of dividends by the Company’s PRC subsidiaries only out of their retained earnings, if any, as determined in accordance with PRC accounting standards and regulations. The results of operations reflected in the Consolidated Financial Statements prepared in accordance with U.S. GAAP differ from those reflected in the statutory financial statements of the Company’s subsidiaries.

In accordance with the PRC Regulations on Enterprises with Foreign Investment and the articles of association of the Company's PRC subsidiaries, a foreign-invested enterprise established in the PRC is required to provide certain statutory reserves, namely general reserve fund, the enterprise expansion fund and staff welfare and bonus fund which are appropriated from net profit as reported in the enterprise's PRC statutory accounts. A foreign-invested enterprise is required to allocate at least 10% of its annual after-tax profit to the general reserve until such reserve has reached 50% of its respective registered capital based on the enterprise's PRC statutory accounts. Appropriations to the enterprise expansion fund and staff welfare and bonus fund are at the discretion of the board of directors for all foreign-invested enterprises. The aforementioned reserves can only be used for specific purposes and are not distributable as cash dividends.

As a result of these Chinese laws and regulations subject to the limit discussed above that require annual appropriations of 10% of after-tax income to be set aside, prior to payment of dividends as general reserve fund, the Company's PRC subsidiaries are restricted in their ability to transfer a portion of their net assets to the Company in the form of dividend payments, loans or advances. The restricted net assets including paid-in capital and the statutory reserves of the Company's PRC subsidiaries were approximately \$1 billion as of December 31, 2024.

Furthermore, cash transfers from the Company's PRC subsidiaries to its subsidiaries outside of China are subject to PRC government control of currency conversion. Shortages in the availability of foreign currency may restrict the ability of the PRC subsidiaries to remit sufficient foreign currency to pay dividends or other payments to the Company, or otherwise satisfy their foreign currency-denominated obligations.

## Note 15—Income Taxes

In December 2017, the U.S. enacted the Tax Act, which included a broad range of tax reforms. The Tax Act requires a U.S. shareholder to be subject to tax on Global Intangible Low Taxed Income ("GILTI") earned by certain foreign subsidiaries. We have elected the option to account for current year GILTI tax as a period cost as incurred.

In August 2022, the IRA was signed into law in the U.S., which contains certain tax measures, including a Corporate Alternative Minimum Tax ("CAMT") of 15% on certain large corporations. On December 27, 2022, the U.S. Treasury Department and the Internal Revenue Services (the "IRS") released Notice 2023-7, announcing their intention to issue proposed regulations addressing the application of the new CAMT. In 2023 and 2024, additional notices or proposed regulations were released to continue to provide interim guidance regarding certain CAMT issues before proposed regulations are published. The Company will monitor the regulatory developments and continue to evaluate the impact on our financial statements, if any.

In December 2022, a refined Foreign Sourced Income Exemption ("FSIE") regime was published in Hong Kong and took effect from January 1, 2023. Under the new FSIE regime, certain foreign sourced income would be deemed as being sourced from Hong Kong and chargeable to Hong Kong Profits Tax, if the recipient entity fails to meet the prescribed exception requirements. Certain dividends, interests, and disposal gains, if any, received by us and our Hong Kong subsidiaries may be subject to the new tax regime. Based on our preliminary analysis, this legislation did not have a material impact on our financial statements. The Company will monitor the developments and continue to evaluate the impact, if any.

The Organization for Economic Cooperation and Development (the "OECD"), the European Union and other jurisdictions (including jurisdictions in which we have operations or presence) have committed to enacting substantial changes to numerous long-standing tax principles impacting how large multinational enterprises are taxed. In particular, the OECD's Pillar Two initiative introduced a 15% global minimum tax applied on a jurisdiction-by-jurisdiction basis and

for which many jurisdictions have now committed to an effective enactment date starting January 1, 2024. Based on our preliminary analysis, this legislation did not have a material impact on our financial statements. The Company will monitor the regulatory developments and continue to evaluate the impact, if any.

U.S. and foreign income (loss) before taxes are set forth below:

	2024	2023	2022
U.S.	\$ 28	\$ 42	\$ 7
Mainland China	1,219	1,165	686
Other Foreign	84	19	(6)
	<u>\$ 1,331</u>	<u>\$ 1,226</u>	<u>\$ 687</u>

The details of our income tax provision are set forth below:

	2024	2023	2022
Current: Federal	\$ 10	\$ 14	\$ 5
Foreign	353	325	222
	<u>\$ 363</u>	<u>\$ 339</u>	<u>\$ 227</u>
Deferred: Federal	\$ 8	\$ (11)	\$ (6)
Foreign	(15)	1	(14)
	<u>\$ (7)</u>	<u>\$ (10)</u>	<u>\$ (20)</u>
	<u>\$ 356</u>	<u>\$ 329</u>	<u>\$ 207</u>

The reconciliation of income taxes calculated at the U.S. federal statutory rate to our effective tax rate is set forth below:

	2024	2023	2022
U.S. federal statutory rate	\$ 280 21.0%	\$ 257 21.0%	\$ 144 21.0%
Statutory rate differential attributable to foreign operations	51 4.0	49 4.0	31 4.5
Withholding tax on distributable earnings	36 2.7	36 2.9	28 4.1
Effect of preferential tax benefit	(15) (1.1)	(15) (1.2)	(5) (0.7)
Adjustments to reserves and prior years	(1) (0.1)	(3) (0.3)	(3) (0.6)
Change in valuation allowances	(1) (0.1)	4 0.3	9 1.3
Other, net	6 0.3	1 0.2	3 0.5
Effective income tax rate	<u>\$ 356 26.7%</u>	<u>\$ 329 26.9%</u>	<u>\$ 207 30.1%</u>

**Statutory rate differential attributable to foreign operations.** This item includes local taxes and shareholder-level taxes, net of foreign tax credits. A majority of our income is earned in China, which is generally subject to a 25% tax rate. The negative impact in 2024, 2023 and 2022 is primarily due to the U.S. federal statutory rate of 21%, which is lower than China's statutory income tax rate.

**Withholding tax on distributable earnings.** This item represents withholding tax impact on planned or actual repatriation of earnings outside of China, at the withholding tax rate of 5% or 10% depending on the manner of repatriation and the applicable tax treaties or tax arrangements.

**Effect of preferential tax benefit.** This item represents the benefits from preferential tax rates applied at certain qualified Chinese subsidiaries.

**Adjustments to reserves and prior years.** This item includes: (1) changes in tax reserves, including interest thereon, established for potential exposure we may incur if a taxing authority takes a position on a matter contrary to our position; and (2) the effects of reconciling income tax amounts recorded in our Consolidated Statements of Income to amounts reflected on our tax returns, including any adjustments to the Consolidated Balance Sheets. The impact of certain effects or changes may affect items reflected in 'Statutory rate differential attributable to foreign operations'.

**Change in valuation allowances.** This item relates to changes for deferred tax assets generated or utilized during the current year and changes in our judgment regarding the likelihood of using deferred tax assets that existed at the beginning of the year. The impact of certain changes may affect items reflected in ‘Statutory rate differential attributable to foreign operations’.

**Others.** This item primarily includes the impact of permanent differences related to current year earnings, as well as U.S. tax credits and deductions.

The details of 2024 and 2023 deferred tax assets (liabilities) are set forth below:

	2024			2023		
	Assets	Liabilities	Total	Assets	Liabilities	Total
Operating losses and tax credit carryforwards	\$ 37	\$ —	\$ 37	\$ 42	\$ —	\$ 42
Tax benefit from Little Sheep restructuring	14	—	14	14	—	14
Employee compensation and benefits	10	—	10	12	—	12
Deferred income and other	119	—	119	112	—	112
Lease	578	(538)	40	600	(556)	44
Property, plant and equipment	—	(145)	(145)	—	(144)	(144)
Intangible assets	—	(36)	(36)	—	(38)	(38)
Gain from re-measurement of equity interest upon acquisition	—	(214)	(214)	—	(219)	(219)
Withholding tax on distributable earnings	—	(17)	(17)	—	(33)	(33)
Unrealized gains from equity securities	—	(9)	(9)	—	(1)	(1)
Others	9	(4)	5	8	—	8
Valuation Allowance	(55)	—	(55)	(58)	—	(58)
Net deferred tax assets (liabilities)	\$ 712	(963)	\$ (251)	\$ 730	(991)	\$ (261)

We have investments in our foreign subsidiaries where the carrying values for financial reporting exceed the tax basis. Except for the planned but yet to be distributed earnings, we have not provided deferred tax on the portion of the excess that we believe is indefinitely reinvested, as we have the ability and intent to indefinitely postpone the basis differences from reversing with a tax consequence. The Company’s separation from YUM was intended to qualify as a tax-free reorganization for U.S. income tax purposes resulting in the excess of financial reporting basis over tax basis in our investment in the China business continuing to be indefinitely reinvested. The excess of financial reporting basis over tax basis as of December 31, 2017 was subject to the one-time transition tax under the Tax Act as a deemed repatriation of accumulated undistributed earnings from the foreign subsidiaries. However, we continue to believe that the portion of the excess of financial reporting basis over tax basis (including earnings and profits subject to the one-time transition tax) is indefinitely reinvested in our foreign subsidiaries for foreign withholding tax purposes. We estimate that our total temporary difference for which we have not provided foreign withholding taxes is approximately \$3 billion at December 31, 2024. The foreign withholding tax rate on this amount is 5% or 10% depending on the manner of repatriation and the applicable tax treaties or tax arrangements.

At December 31, 2024, the Company had operating loss carryforwards of \$156 million, primarily related to certain underperforming entities, most of which will expire by 2029. These losses are being carried forward in jurisdictions where we are permitted to use tax losses from prior periods to reduce future taxable income.

Cash payments for tax liabilities on income tax returns filed were \$393 million, \$324 million and \$204 million in 2024, 2023 and 2022, respectively.

We recognize the benefit of positions taken or expected to be taken in tax returns in the financial statements when it is more likely than not that the position would be sustained upon examination by tax authorities. A recognized tax position is measured at the largest amount of benefit that is greater than 50% likely of being realized upon settlement.

A reconciliation of the beginning and ending amount of unrecognized tax benefits is as follows:

	2024	2023
Beginning of Year	\$ 20	\$ 21
Additions on tax positions	4	5
Reductions due to statute expiration	(5)	(6)
End of Year	<u>\$ 19</u>	<u>\$ 20</u>

In 2024 and 2023, our unrecognized tax benefits were increased by \$4 million and \$5 million, respectively. The unrecognized tax benefits balance of \$19 million as of December 31, 2024 related to the uncertainty with regard to the deductibility of certain business expenses incurred, all of which, if recognized upon audit settlement or statute expiration, would affect the effective tax rate. The Company believes it is reasonably possible its unrecognized tax benefits of \$19 million as of December 31, 2024, which is included in Other liabilities on the Consolidated Balance Sheet, may decrease by approximately \$5 million in the next 12 months, which if recognized, would affect the 2025 effective tax rate. The accrued interest and penalties related to income taxes at December 31, 2024 and 2023 are set forth below:

	2024	2023
Accrued interest and penalties	\$ 4	\$ 4

During 2024, 2023 and 2022, a net benefit of nil, nil and \$1 million for interest and penalties was recognized in our Consolidated Statements of Income as components of our income tax provision, respectively.

The Company's results are subject to examination in the U.S. federal jurisdiction as well as various U.S. state jurisdictions as part of YUM's and our own income tax filings, and separately in foreign jurisdictions. Any liability arising from these examinations related to periods prior to the separation is expected to be settled among the Company, YCCL and YUM in accordance with the tax matters agreement we entered into in connection with the separation.

We are subject to reviews, examinations and audits by Chinese tax authorities, the IRS and other tax authorities with respect to income and non-income based taxes. Since 2016, we have been under a national audit on transfer pricing by the STA in China regarding our related party transactions for the period from 2006 to 2015. The information and views currently exchanged with the tax authorities focus on our franchise arrangement with YUM. We continue to provide information requested by the tax authorities to the extent it is available to the Company. It is reasonably possible that there could be significant developments, including expert review and assessment by the STA, within the next 12 months. The ultimate assessment and decision of the STA will depend upon further review of the information provided, as well as ongoing technical and other discussions with the STA and in-charge local tax authorities, and therefore, it is not possible to reasonably estimate the potential impact at this time. We will continue to defend our transfer pricing position. However, if the STA prevails in the assessment of additional tax due based on its ruling, the assessed tax, interest and penalties, if any, could have a material adverse impact on our financial position, results of operations and cash flows.

## Note 16—Segment Reporting

The Company has two reportable segments: KFC and Pizza Hut. Our non-reportable operating segments, including the operations of Lavazza, Huang Ji Huang, Little Sheep and Taco Bell (and for 2022, also including COFFii & JOY and East Dawning), our delivery operating segment and our e-commerce business, are combined and referred to as All Other Segments, as these operating segments are insignificant both individually and in the aggregate. The Company's chief operating decision maker ("CODM") is the chief executive officer, who reviews the financial information of each operating segment when making decisions about allocating resources and assessing the performance of the segment.

	2024						
	KFC	Pizza Hut	All Other Segments	Corporate and Unallocated <sup>(a)</sup>	Combined	Elimination	Consolidated
Revenue from external customers	\$ 8,509	\$ 2,260	\$ 181	\$ 353 <sup>(b)</sup>	\$ 11,303	\$ —	\$ 11,303
Inter-segment revenue <sup>(c)</sup>	—	—	608	—	608	(608)	—
	8,509	2,260	789	353	11,911	(608)	11,303
Less:							
Food and paper	2,645	727	15	—	3,387	—	3,387
Payroll and employee benefits	2,146	628	15	—	2,789	(2)	2,787
Occupancy and other operating expenses	2,170	600	28	—	2,798	—	2,798
General and administrative expenses	248	110	37	173	568	—	568
Franchise expenses	32	4	1	—	37	—	37
Expenses for transactions with franchisees	49	4	65	286 <sup>(b)</sup>	404	—	404
Other operating costs and expenses	8	22	635 <sup>(c)</sup>	63	728	(606)	122
Closures and impairment expenses, net	19	12	8	—	39	—	39
Other (income), net	—	—	—	(1)	(1)	—	(1)
Operating Profit (Loss)	1,192	153	(15)	(168)	1,162	—	1,162
Interest income, net <sup>(a)</sup>				129			129
Investment gain <sup>(a)</sup>				40			40
Income Before Income Taxes and Equity in Net Earnings (Losses) from Equity Method Investments							\$ 1,331

	2023						
	KFC	Pizza Hut	All Other Segments	Corporate and Unallocated <sup>(a)</sup>	Combined	Elimination	Consolidated
Revenue from external customers	\$ 8,240	\$ 2,246	\$ 199	\$ 293 <sup>(b)</sup>	\$ 10,978	\$ —	\$ 10,978
Inter-segment revenue <sup>(c)</sup>	—	—	580	—	580	(580)	—
	8,240	2,246	779	293	11,558	(580)	10,978
Less:							
Food and paper	2,512	692	20	—	3,224	—	3,224
Payroll and employee benefits	2,057	649	21	—	2,727	(2)	2,725
Occupancy and other operating expenses	2,107	610	35	—	2,752	—	2,752
General and administrative expenses	263	118	43	214	638	—	638
Franchise expenses	31	4	1	—	36	—	36
Expenses for transactions with franchisees	39	4	67	246 <sup>(b)</sup>	356	—	356
Other operating costs and expenses	15	19	614 <sup>(c)</sup>	42	690	(578)	112
Closures and impairment expenses, net	12	8	9	—	29	—	29
Other expenses (income), net	2	—	—	(2)	—	—	—
Operating Profit (Loss)	1,202	142	(31)	(207)	1,106	—	1,106
Interest income, net <sup>(a)</sup>				169			169
Investment loss <sup>(a)</sup>				(49)			(49)
Income Before Income Taxes and Equity in Net Earnings (Losses) from Equity Method Investments							\$ 1,226

	2022						
	KFC	Pizza Hut	All Other Segments	Corporate and Unallocated <sup>(a)</sup>	Combined	Elimination	Consolidated
Revenue from external customers	\$ 7,219	\$ 1,960	\$ 155	\$ 235 <sup>(b)</sup>	\$ 9,569	\$ —	\$ 9,569
Inter-segment revenue <sup>(c)</sup>	—	—	516	18	534	(534)	—
	7,219	1,960	671	253	10,103	(534)	9,569
<b>Less:</b>							
Food and paper	2,208	612	16	—	2,836	—	2,836
Payroll and employee benefits	1,797	572	21	—	2,390	(1)	2,389
Occupancy and other operating expenses	1,994	577	33	—	2,604	—	2,604
General and administrative expenses	254	110	46	184	594	—	594
Franchise expenses	29	4	1	—	34	—	34
Expenses for transactions with franchisees	30	3	35	211 <sup>(b)</sup>	279	—	279
Other operating costs and expenses	7	8	557 <sup>(c)</sup>	39	611	(533)	78
Closures and impairment expenses, net	16	4	12	—	32	—	32
Other expenses (income), net	97	—	—	(3)	94	—	94
Operating Profit (Loss)	787	70	(50)	(178)	629	—	629
Interest income, net <sup>(a)</sup>				84			84
Investment loss <sup>(a)</sup>				(26)			(26)
Income Before Income Taxes and Equity in Net Earnings (Losses) from Equity Method Investments							\$ 687

#### Depreciation and Amortization

	2024	2023	2022
KFC	\$ 337	\$ 319	\$ 460
Pizza Hut	94	93	108
All Other Segments	8	9	10
Corporate and Unallocated	37	32	24
	\$ 476	\$ 453	\$ 602

#### Impairment Charges

	2024	2023	2022
KFC <sup>(d)</sup>	\$ 27	\$ 18	\$ 31
Pizza Hut <sup>(d)</sup>	13	10	9
All Other Segments <sup>(d)</sup>	9	9	11
	\$ 49	\$ 37	\$ 51

#### Capital Spending

	2024	2023	2022
KFC	\$ 383	\$ 358	\$ 327
Pizza Hut	111	113	116
All Other Segments	3	18	16
Corporate and Unallocated	208	221	220
	\$ 705	\$ 710	\$ 679

KFC  
 Pizza Hut  
 All Other Segments  
 Corporate and Unallocated<sup>(e)</sup>

		Total Assets	
		2024	2023
\$	5,334	\$	5,371
	914		904
	300		347
	4,573		5,409
\$	11,121	\$	12,031

- (a) Amounts have not been allocated to any segment for performance reporting purposes.
- (b) Amounts from corporate and unallocated primarily include revenues and associated expenses of transactions with franchisees derived from the Company's central procurement model whereby the Company centrally purchases substantially all food and paper products from suppliers then sells and delivers to KFC and Pizza Hut restaurants, including franchisees. Amounts have not been allocated to any segment for purposes of making operating decisions or assessing financial performance as the transactions are deemed corporate revenues and expenses in nature.
- (c) Primarily includes revenues and associated costs generated from the delivery services that were provided to our Company-owned restaurants.
- (d) Primarily includes store closure impairment charges and restaurant-level impairment charges resulting from our semi-annual impairment evaluation. See Note 11 for more information.
- (e) Primarily includes cash and cash equivalents, short-term investments, long-term bank deposits and notes, equity investments, and inventories that are centrally managed and PP&E that are not specifically identifiable within each segment.

As substantially all of the Company's revenue is derived from the PRC and substantially all of the Company's long-lived assets are located in the PRC, no geographical information is presented. In addition, revenue derived from and long-lived assets located in the U.S., the Company's country of domicile, are immaterial.

## Note 17—Contingencies

### *Indemnification of China Tax on Indirect Transfers of Assets*

In February 2015, the STA issued Bulletin 7 on Income arising from Indirect Transfers of Assets by Non-Resident Enterprises. Pursuant to Bulletin 7, an "indirect transfer" of Chinese taxable assets, including equity interests in a Chinese resident enterprise, by a non-resident enterprise, may be recharacterized and treated as a direct transfer of Chinese taxable assets, if such arrangement does not have reasonable commercial purpose and the transferor has avoided payment of Chinese enterprise income tax. As a result, gains derived from such an indirect transfer may be subject to Chinese enterprise income tax at a rate of 10%.

YUM concluded and we concurred that it is more likely than not that YUM will not be subject to this tax with respect to the distribution. However, there are significant uncertainties regarding what constitutes a reasonable commercial purpose, how the safe harbor provisions for group restructurings are to be interpreted and how the taxing authorities will ultimately view the distribution. As a result, YUM's position could be challenged by Chinese tax authorities resulting in a 10% tax assessed on the difference between the fair market value and the tax basis of the separated China business. As YUM's tax basis in the China business is minimal, the amount of such a tax could be significant.

Any tax liability arising from the application of Bulletin 7 to the distribution is expected to be settled in accordance with the tax matters agreement between the Company and YUM. Pursuant to the tax matters agreement, to the extent any Chinese indirect transfer tax pursuant to Bulletin 7 is imposed, such tax and related losses will be allocated between YUM and the Company in proportion to their respective share of the combined market capitalization of YUM and the Company during the 30 trading days after the separation. Such a settlement could be significant and have a material adverse effect on our results of operations and our financial condition. At the inception of the tax indemnity being provided to YUM, the fair value of the non-contingent obligation to stand ready to perform was insignificant and the liability for the contingent obligation to make payment was not probable or estimable.

### ***Indemnification of Officers and Directors***

The Company's amended and restated certificate of incorporation and amended and restated bylaws include provisions that require the Company to indemnify directors or officers for monetary damages for actions taken as a director or officer of the Company or while serving at the Company's request as a director or officer or another position at another corporation or enterprise, as the case may be. The Company purchases standard directors and officers insurance to cover claims or a portion of the claims made against its directors and officers. Since a maximum obligation is not explicitly stated in the Company's bylaws or in the indemnification agreements and will depend on the facts and circumstances that arise out of any future claims, the overall maximum amount of the obligations cannot be reasonably estimated. The Company has not been required to make payments related to these obligations, and the fair value for these obligations is zero as of December 31, 2024.

### ***Legal Proceedings***

The Company is subject to various lawsuits covering a variety of allegations from time to time. The Company believes that the ultimate liability, if any, in excess of amounts already provided for these matters in the Consolidated Financial Statements, is not likely to have a material adverse effect on the Company's annual results of operations, financial condition or cash flows. Matters faced by the Company from time to time include, but are not limited to, claims from landlords, employees, customers and others related to operational, contractual or employment issues.

## **Note 18—Subsequent Events**

### ***Cash Dividend***

On February 5, 2025, the Company announced that the Board of Directors declared a cash dividend of \$0.24 per share on Yum China's common stock, payable on March 27, 2025, to stockholders of record as of the close of business on March 6, 2025. Total estimated cash dividend payable is approximately \$90 million.

## Item 9. Changes in and Disagreements with Accountants on Accounting and Financial Disclosure.

---

None.

## Item 9A. Controls and Procedures.

---

### *Evaluation of Disclosure Controls and Procedures*

The Company has evaluated the effectiveness of the design and operation of its disclosure controls and procedures pursuant to Rules 13a-15(e) and 15d-15(e) under the Securities Exchange Act of 1934 as of the end of the period covered by this report. Based on the evaluation, performed under the supervision and with the participation of the Company's management, including the Chief Executive Officer (the "CEO") and the Chief Financial Officer (the "CFO"), the Company's management, including the CEO and CFO, concluded that the Company's disclosure controls and procedures were effective as of the end of the period covered by this report.

### *Management's Report on Internal Control Over Financial Reporting*

Our management is responsible for establishing and maintaining adequate internal control over financial reporting, as such term is defined in Rules 13a-15(f) under the Securities Exchange Act of 1934. Under the supervision and with the participation of our management, including the CEO and CFO, we conducted an evaluation of the effectiveness of our internal control over financial reporting based on the framework in *Internal Control—Integrated Framework (2013)* issued by the Committee of Sponsoring Organizations of the Treadway Commission. Based on our evaluation under the framework in *Internal Control—Integrated Framework (2013)*, our management concluded that our internal control over financial reporting was effective as of December 31, 2024.

KPMG Huazhen LLP, an independent registered public accounting firm, has audited the Consolidated Financial Statements included in this Form 10-K and the effectiveness of our internal control over financial reporting as of December 31, 2024 and has issued their report, included herein.

### *Changes in Internal Control Over Financial Reporting*

There were no changes with respect to the Company's internal control over financial reporting or in other factors that materially affected, or are reasonably likely to materially affect, internal control over financial reporting during the quarter ended December 31, 2024.

## Item 9B. Other Information.

---

During the quarter ended December 31, 2024, none of the Company's officers (as defined in Rule 16a-1(f) under the Exchange Act, as amended) or directors adopted, modified, or terminated a Rule 10b5-1 trading arrangement or a non-Rule 10b5-1 trading arrangement (each as defined in Item 408 of Regulation S-K under the Exchange Act).

## **Item 9C. Disclosure Regarding Foreign Jurisdictions that Prevent Inspections.**

---

Not applicable. For further information, see “Item 1. Business—Doing Business in China—Holding Foreign Companies Accountable Act” and “Item 1A. Risk Factors—Risks Related to Doing Business in China—The audit report included in this Form 10-K is prepared by auditors who are located in China, and in the event the PCAOB is unable to inspect our auditors, our common stock will be subject to potential delisting from the New York Stock Exchange.”

**PART III****Item 10. Directors, Executive Officers and Corporate Governance.**

Information regarding the Company's Audit Committee and the Audit Committee financial expert, the Company's code of conduct and background of the directors appearing under the captions "Governance of the Company" and "Election of Directors" is incorporated herein by reference to the 2025 Proxy Statement. The Company has adopted insider trading policies governing the purchase, sale, and/or other dispositions of the Company's Shares by the Company, directors, officers, and restricted persons, which we believe are reasonably designed to promote compliance with insider trading laws, rules and regulations, as well as applicable listing standards. Such policies are filed as exhibits 19.1 through 19.3 to this Form 10-K.

Information regarding executive officers of the Company is incorporated by reference from Part I of this Form 10-K.

**Item 11. Executive Compensation.**

Information regarding executive and director compensation and the Company's Compensation Committee appearing under the captions "Executive Compensation", "2024 Director Compensation" and "Governance of the Company" is incorporated herein by reference to the 2025 Proxy Statement.

**Item 12. Security Ownership of Certain Beneficial Owners and Management and Related Stockholder Matters.**

Information regarding equity compensation plans and security ownership of certain beneficial owners and management appearing under the captions "Executive Compensation" and "Stock Ownership Information" is incorporated herein by reference to the 2025 Proxy Statement.

**Item 13. Certain Relationships and Related Transactions, and Director Independence.**

Information regarding certain relationships and related transactions and information regarding director independence appearing under the caption "Governance of the Company" is incorporated herein by reference to the 2025 Proxy Statement.

## Item 14. Principal Accountant Fees and Services.

---

Information regarding principal accountant fees and services and audit committee pre-approval policies and procedures appearing under the caption “Approval and Ratification of Independent Auditors” is incorporated herein by reference to the 2025 Proxy Statement.

**PART IV****Item 15. Exhibits and Financial Statement Schedules.**

---

- (a) (1) Financial Statements: Consolidated Financial Statements filed as part of this report are listed under Part II, Item 8 of this Form 10-K.
- (2) Financial Statement Schedules: No schedules are required because either the required information is not present or not present in amounts sufficient to require submission of the schedule, or because the information required is included in the Consolidated Financial Statements thereto filed as a part of this Form 10-K.
- (3) Exhibits: The exhibits listed in the accompanying Exhibit Index are filed as part of this Form 10-K. The Index to Exhibits specifically identifies each management contract or compensatory plan required to be filed as an exhibit to this Form 10-K.

## Yum China Holdings, Inc.

### Exhibit Index

#### (Item 15)

Exhibit Number	Description of Exhibits
2.1**	Separation and Distribution Agreement, dated as of October 31, 2016, by and among Yum! Brands, Inc., Yum Restaurants Consulting (Shanghai) Company Limited and Yum China Holdings, Inc. (incorporated by reference to Exhibit 2.1 to Yum China Holdings, Inc.'s Current Report on Form 8-K filed on November 1, 2016).
3.1	Amended and Restated Certificate of Incorporation of Yum China Holdings, Inc. (incorporated by reference to Exhibit 3.1 to Yum China Holdings, Inc.'s Current Report on Form 8-K filed on June 2, 2021).
3.2	Amended and Restated Bylaws of Yum China Holdings, Inc., effective from October 24, 2022 (incorporated by reference to Exhibit 3.1 to Yum China Holdings, Inc.'s Current Report on Form 8-K filed on October 19, 2022).
4.1	Description of Securities Registered Pursuant to Section 12 of the Securities Exchange Act of 1934 (incorporated by reference to Exhibit 4.1 to Yum China Holdings, Inc.'s Annual Report on Form 10-K filed on February 28, 2022).
10.1	Master License Agreement, dated as of October 31, 2016, by and between Yum! Restaurants Asia Pte. Ltd. and Yum Restaurants Consulting (Shanghai) Company Limited (incorporated by reference to Exhibit 10.1 to Yum China Holdings, Inc.'s Current Report on Form 8-K filed on November 1, 2016).
10.2	Tax Matters Agreement, dated as of October 31, 2016, by and among Yum! Brands, Inc., Yum China Holdings, Inc. and Yum Restaurants Consulting (Shanghai) Company Limited (incorporated by reference to Exhibit 10.2 to Yum China Holdings, Inc.'s Current Report on Form 8-K filed on November 1, 2016).
10.3	Employee Matters Agreement, dated as of October 31, 2016, by and between Yum! Brands, Inc. and Yum China Holdings, Inc. (incorporated by reference to Exhibit 10.3 to Yum China Holdings, Inc.'s Current Report on Form 8-K filed on November 1, 2016).
10.4	Name License Agreement, dated as of October 31, 2016, by and between Yum! Brands, Inc. and Yum China Holdings, Inc. (incorporated by reference to Exhibit 10.5 to Yum China Holdings, Inc.'s Current Report on Form 8-K filed on November 1, 2016).
10.5	Guaranty of Master License Agreement, dated as of October 31, 2016, by Yum China Holdings, Inc. (incorporated by reference to Exhibit 10.6 to Yum China Holdings, Inc.'s Current Report on Form 8-K filed on November 1, 2016).
10.6	Investment Agreement, dated as of September 1, 2016, by and among Yum! Brands, Inc., Yum China Holdings, Inc. and Pollos Investment L.P. (incorporated by reference to Exhibit 10.11 to Amendment No. 5 to Yum China Holdings, Inc.'s Registration Statement on Form 10, filed on September 16, 2016).
10.7	Letter Agreement, dated as of October 7, 2016, by and among Yum! Brands, Inc., Yum China Holdings, Inc., API (Hong Kong) Investment Limited and Pollos Investment L.P. (incorporated by reference to Exhibit 10.9 to Yum China Holdings, Inc.'s Annual Report on Form 10-K filed on March 8, 2017).
10.8	Shareholders Agreement, dated as of November 1, 2016, by and among Yum China Holdings, Inc., Pollos Investment L.P. and API (Hong Kong) Investment Limited (incorporated by reference to Exhibit 10.7 to Yum China Holdings, Inc.'s Current Report on Form 8-K filed on November 1, 2016).

Exhibit Number	Description of Exhibits
10.9	Form of Yum China Holdings, Inc. Indemnification Agreement (incorporated by reference to Exhibit 10.10 to Yum China Holdings, Inc.'s Current Report on Form 8-K filed on November 1, 2016).
10.10	Yum China Holdings, Inc. Long Term Incentive Plan (incorporated by reference to Exhibit 10.7 to Amendment No. 5 to Yum China Holdings, Inc.'s Registration Statement on Form 10, filed on September 16, 2016). †
10.11	Yum China Holdings, Inc. Leadership Retirement Plan (incorporated by reference to Exhibit 10.8 to Amendment No. 5 to Yum China Holdings, Inc.'s Registration Statement on Form 10, filed on September 16, 2016). †
10.12	Form of Restricted Stock Unit Agreement (incorporated by reference to Exhibit 10.10 to Amendment No. 5 to Yum China Holdings, Inc.'s Registration Statement on Form 10, filed on September 16, 2016). †
10.13	Form of Stock Appreciation Right Agreement (incorporated by reference to Exhibit 10.9 to Amendment No. 5 to Yum China Holdings, Inc.'s Registration Statement on Form 10, filed on September 16, 2016). †
10.14	Letter of Understanding issued by Yum China Holdings, Inc. to Johnson Huang, dated as of February 6, 2017 (incorporated by reference to Exhibit 10.21 to Yum China Holdings, Inc.'s Annual Report on Form 10-K filed on March 8, 2017). †
10.15	Letter of Understanding, dated as of September 29, 2017, by and between Yum China Holdings, Inc. and Joey Wat (incorporated by reference to Exhibit 10.2 to Yum China Holdings, Inc.'s Current Report on Form 8-K filed on October 5, 2017). †
10.16	Yum China Holdings, Inc. Performance Share Unit Plan (incorporated by reference to Exhibit 10.1 to Yum China Holdings, Inc.'s Quarterly Report on Form 10-Q filed on May 4, 2018). †
10.17	Employment Letter, effective September 16, 2019, by and between Yum China Holdings, Inc. and Andy Yeung (incorporated by reference to Exhibit 10.2 to Yum China Holdings, Inc.'s Current Report on Form 8-K filed on September 6, 2019). †
10.18	Yum China Holdings, Inc. Change in Control Severance Plan (incorporated by reference to Exhibit 10.1 to Yum China Holdings, Inc.'s Current Report on Form 8-K filed on October 2, 2019). †
10.19	Confirmatory License Agreement, dated January 1, 2020, by and between by and between Yum Restaurants Consulting (Shanghai) Company Limited and YRI China Franchising LLC. (incorporated by reference to Exhibit 10.24 to Yum China Holdings, Inc.'s Annual Report on Form 10-K filed on February 26, 2021).
10.20	Form of Yum China Holdings, Inc. Long Term Incentive Plan Performance Share Units Agreement (Annual PSU Grants) (incorporated by reference to Exhibit 10.1 to Yum China Holding, Inc.'s Quarterly Report on Form 10-Q filed on May 8, 2020). †
10.21	Form of Yum China Holdings, Inc. Long Term Incentive Plan Performance Share Units Agreement (Partner PSU Awards) (incorporated by reference to Exhibit 10.2 to Yum China Holding, Inc.'s Quarterly Report on Form 10-Q filed on May 8, 2020). †
10.22	Form of Yum China Holdings, Inc. Long Term Incentive Plan Restricted Stock Units Agreement (incorporated by reference to Exhibit 10.3 to Yum China Holding, Inc.'s Quarterly Report on Form 10-Q filed on May 8, 2020). †

Exhibit Number	Description of Exhibits
10.23	Form of Yum China Holdings, Inc. Stock Appreciation Rights Agreement (incorporated by reference to Exhibit 10.4 to Yum China Holding, Inc.'s Quarterly Report on Form 10-Q filed on May 8, 2020). †
10.24	Yum China Holdings, Inc. Executive Severance Plan (incorporated by reference to Exhibit 10.1 to Yum China Holdings, Inc.'s Current Report on Form 8-K filed on September 27, 2021). †
10.25	Y&L Coffee Limited Long Term Incentive Plan I (incorporated by reference to Exhibit 10.1 to Yum China Holdings, Inc.'s Current Report on Form 8-K filed on February 11, 2022). †
10.26	Form of Performance Share Agreement (for U.S. Tax Payers) (incorporated by reference to Exhibit 10.2 to Yum China Holdings, Inc.'s Current Report on Form 8-K filed on February 11, 2022). †
10.27	Form of Performance Share Agreement (for Non-U.S. Tax Payers) (incorporated by reference to Exhibit 10.3 to Yum China Holdings, Inc.'s Current Report on Form 8-K filed on February 11, 2022). †
10.28	Yum China Holdings, Inc. 2022 Long Term Incentive Plan (incorporated by reference to Exhibit 10.1 to Yum China Holdings, Inc.'s Current Report on Form 8-K filed on October 12, 2022). †
10.29***	Amendment No. 1 to Master License Agreement, dated as of April 15, 2022, by and between YRI China Franchising LLC and Yum Restaurants Consulting (Shanghai) Company Limited (incorporated by reference to Exhibit 10.1 to Yum China Holdings, Inc.'s Current Report on Form 10-Q filed on May 6, 2022).
10.30	Form of Yum China Holdings, Inc. 2022 Long Term Incentive Plan Restricted Stock Unit Agreement (incorporated by reference to Exhibit 10.1 to Yum China Holdings, Inc.'s Quarterly Report on Form 10-Q filed on May 8, 2023). †
10.31	Form of Yum China Holdings, Inc. 2022 Long Term Incentive Plan Stock Appreciation Rights Agreement (incorporated by reference to Exhibit 10.2 to Yum China Holdings, Inc.'s Quarterly Report on Form 10-Q filed on May 8, 2023). †
10.32	Form of Yum China Holdings, Inc. 2022 Long Term Incentive Plan Performance Unit Agreement (incorporated by reference to Exhibit 10.3 to Yum China Holdings, Inc.'s Quarterly Report on Form 10-Q filed on May 8, 2023). †
10.33	Transition and Advisor Agreement, dated August 4, 2024, by and between Yum China Holdings, Inc. and Andy Yeung (incorporated by reference to Exhibit 10.1 to Yum China Holdings, Inc.'s Current Report on Form 8-K filed on August 5, 2024). †
19.1	Yum China Holdings, Inc.'s Policy Regarding Transactions in Securities by Directors.*
19.2	Yum China Holdings, Inc.'s Policy Regarding Transactions in Securities by Executive Officers.*
19.3	Yum China Holdings, Inc.'s Policy Regarding Transactions in Securities by Restricted Persons.*
21.1	Subsidiaries of Yum China Holdings, Inc.*
23.1	Consent of Independent Registered Public Accounting Firm.*
31.1	Certification of the Chief Executive Officer pursuant to Rule 13a-14(a) of Securities Exchange Act of 1934, as adopted pursuant to Section 302 of the Sarbanes-Oxley Act of 2002.*
31.2	Certification of the Chief Financial Officer pursuant to Rule 13a-14(a) of Securities Exchange Act of 1934, as adopted pursuant to Section 302 of the Sarbanes-Oxley Act of 2002.*

<b>Exhibit Number</b>	<b>Description of Exhibits</b>
32.1	Certification of the Chief Executive Officer pursuant to 18 U.S.C. Section 1350, as adopted pursuant to Section 906 of the Sarbanes-Oxley Act of 2002.*
32.2	Certification of the Chief Financial Officer pursuant to 18 U.S.C. Section 1350, as adopted pursuant to Section 906 of the Sarbanes-Oxley Act of 2002.*
97.1	Yum China Holdings, Inc.'s Clawback Policy (incorporated by reference to Exhibit 97.1 to Yum China Holdings, Inc.'s Annual Report on Form 10-K filed on February 29, 2024).
101.INS	XBRL Instance Document—the instance document does not appear in the Interactive Data File because its XBRL tags are embedded within the Inline XBRL document *
101.SCH	Inline XBRL Taxonomy Extension Schema with embedded Linkbases Document *
101.LAB	Inline XBRL Taxonomy Extension Label Linkbase Document *
101.PRE	Inline XBRL Taxonomy Extension Presentation Linkbase Document *
101.DEF	Inline XBRL Taxonomy Extension Definition Linkbase Document *
104	Cover Page Interactive Data File—the cover page XBRL tags are embedded within the Inline XBRL document *

\* Filed or furnished herewith.

\*\* Certain schedules and exhibits to this agreement have been omitted in accordance with Item 601(b)(2) of Regulation S-K. A copy of any omitted schedules and/or exhibits will be furnished to the Securities and Exchange Commission upon request.

\*\*\* Portions of this exhibit have been redacted pursuant to Item 601(b)(10)(iv) of Regulation S-K.

† Indicates a management contract or compensatory plan.

## **Item 16. Form 10-K Summary.**

Not applicable.

## SIGNATURES

Pursuant to the requirements of Section 13 or 15(d) of the Securities Exchange Act of 1934, the registrant has duly caused this report to be signed on its behalf by the undersigned, thereunto duly authorized.

YUM CHINA HOLDINGS, INC.

By: /s/Joey Wat  
Joey Wat  
Chief Executive Officer

Date: February 27, 2025

Pursuant to the requirements of the Securities Exchange Act of 1934, this report has been signed below by the following persons on behalf of the registrant and in the capacities and on the dates indicated.

<b>Signature</b>	<b>Title</b>	<b>Date</b>
<u>/s/ Joey Wat</u> Joey Wat	Chief Executive Officer and Director (principal executive officer)	February 27, 2025
<u>/s/ Adrian Ding</u> Adrian Ding	Acting Chief Financial Officer (principal financial officer)	February 27, 2025
<u>/s/ Xueling Lu</u> Xueling Lu	Controller (controller and principal accounting officer)	February 27, 2025
<u>/s/ Robert B. Aiken</u> Robert B. Aiken	Director	February 27, 2025
<u>/s/ Peter A. Bassi</u> Peter A. Bassi	Director	February 27, 2025
<u>/s/ Mikel A. Durham</u> Mikel A. Durham	Director	February 27, 2025
<u>/s/ Edouard Ettedgui</u> Edouard Ettedgui	Director	February 27, 2025
<u>/s/ David Hoffmann</u> David Hoffmann	Director	February 27, 2025
<u>/s/ Fred Hu</u> Fred Hu	Director	February 27, 2025
<u>/s/ Ruby Lu</u> Ruby Lu	Director	February 27, 2025
<u>/s/ Zili Shao</u> Zili Shao	Director	February 27, 2025
<u>/s/ William Wang</u> William Wang	Director	February 27, 2025
<u>/s/ Min (Jenny) Zhang</u> Min (Jenny) Zhang	Director	February 27, 2025
<u>/s/ Christina Xiaoqing Zhu</u> Christina Xiaoqing Zhu	Director	February 27, 2025



**YumChina**